

2020 EADA Survey

Institution: West Los Angeles College (125471)

User ID: E1254711

Screening Questions

Please answer these questions carefully as your responses will determine which subsequent data entry screens are appropriate for your institution.

1. How will you report Operating (Game-day) Expenses?

- By Team Per Participant
-

2. Select the type of varsity sports teams at your institution.

- Men's Teams
- Women's Teams
- Coed Teams
-

3. Do any of your teams have assistant coaches?

- Yes
- Men's Teams
- Women's Teams
- Coed Teams
- No
-

If you save the data on this screen, then return to the screen to make changes, note the following:

- 1) If you select an additional type of team remember to include associated data for that type of team on subsequent screens;
- 2) If you delete a type of team but have already entered associated data on other screens, all associated data for that type of team will be deleted from subsequent screens. However, because the survey system has to recalculate the totals, you must re-save every screen.

Sports Selection - Men's and Women's Teams

Select the varsity sports teams at your institution.

Sport	Men's	Women's	Sport	Men's	Women's
Archery	<input type="checkbox"/>	<input type="checkbox"/>	Badminton	<input type="checkbox"/>	<input type="checkbox"/>
Baseball	<input checked="" type="checkbox"/>		Basketball	<input checked="" type="checkbox"/>	<input checked="" type="checkbox"/>
Beach Volleyball	<input type="checkbox"/>	<input type="checkbox"/>	Bowling	<input type="checkbox"/>	<input type="checkbox"/>
Cross Country	<input checked="" type="checkbox"/>	<input checked="" type="checkbox"/>	Diving	<input type="checkbox"/>	<input type="checkbox"/>
Equestrian	<input type="checkbox"/>	<input type="checkbox"/>	Fencing	<input type="checkbox"/>	<input type="checkbox"/>
Field Hockey		<input type="checkbox"/>	Football	<input checked="" type="checkbox"/>	
Golf	<input type="checkbox"/>	<input type="checkbox"/>	Gymnastics	<input type="checkbox"/>	<input type="checkbox"/>
Ice Hockey	<input type="checkbox"/>	<input type="checkbox"/>	Lacrosse	<input type="checkbox"/>	<input type="checkbox"/>
Rifle	<input type="checkbox"/>	<input type="checkbox"/>	Rodeo	<input type="checkbox"/>	<input type="checkbox"/>
Rowing	<input type="checkbox"/>	<input type="checkbox"/>	Sailing	<input type="checkbox"/>	<input type="checkbox"/>
Skiing	<input type="checkbox"/>	<input type="checkbox"/>	Soccer	<input type="checkbox"/>	<input checked="" type="checkbox"/>
Softball		<input checked="" type="checkbox"/>	Squash	<input type="checkbox"/>	<input type="checkbox"/>
Swimming	<input type="checkbox"/>	<input type="checkbox"/>	Swimming and Diving (combined)	<input type="checkbox"/>	<input type="checkbox"/>
Synchronized Swimming		<input type="checkbox"/>	Table Tennis	<input type="checkbox"/>	<input type="checkbox"/>
Team Handball	<input type="checkbox"/>	<input type="checkbox"/>	Tennis	<input type="checkbox"/>	<input type="checkbox"/>
Track and Field (Indoor)	<input type="checkbox"/>	<input type="checkbox"/>	Track and Field (Outdoor)	<input checked="" type="checkbox"/>	<input checked="" type="checkbox"/>
Track and Field and Cross Country (combined)	<input type="checkbox"/>	<input type="checkbox"/>	Volleyball	<input type="checkbox"/>	<input checked="" type="checkbox"/>
Water Polo	<input type="checkbox"/>	<input type="checkbox"/>	Weight Lifting	<input type="checkbox"/>	<input type="checkbox"/>

Wrestling

Other Sports
(Specify sports in
the caveat box.)*

Caveat:

The caveat on this screen is for internal use and does not appear on the EADA Dissemination Website (public site). If you want information to appear on the public site, enter it on the Athletic Participation screen.

* If you indicated in the caveat box that your other sports are Dancing and/or Cheerleading, please specify in the caveat box that these are competitive varsity teams (i.e., not pep squads).

If you save the data on this screen, then return to the screen to make changes, note the following:

- 1) If you select an additional team remember to include associated data for that sport on subsequent screens;
- 2) If you delete a sport but have already entered associated data on other screens, all associated data for that sport will be deleted from subsequent screens. However, because the survey system has to recalculate the totals, you must re-save every screen.

Athletics Participation - Men's and Women's Teams

Enter the number of participants as of the day of the first scheduled contest.

Varsity Teams

Men's Teams

Women's Teams

Baseball	<input type="text" value="36"/>	
Basketball	<input type="text" value="18"/>	<input type="text" value="13"/>
Cross Country	<input type="text" value="7"/>	<input type="text" value="8"/>
Football	<input type="text" value="72"/>	
Soccer		<input type="text" value="17"/>
Softball		<input type="text" value="9"/>
Track and Field (Outdoor)	<input type="text" value="26"/>	<input type="text" value="36"/>
Volleyball		<input type="text" value="9"/>
Total Participants Men's and Women's Teams	<input type="text" value="159"/>	<input type="text" value="92"/>
Unduplicated Count of Participants <i>(This is a head count. If an individual participates on more than one team, count that individual only once on this line.)</i>	<input type="text" value="159"/>	<input type="text" value="92"/>

CAVEAT

(For each men's or women's team that includes opposite sex participants, specify the number of male and the number of female students on that team in this caveat box. This does not apply for coed teams. Additionally, provide any other clarifying information here.)

If you save the data on this screen, then return to the screen to make changes, please note you must re-save every screen because the survey system has to recalculate the totals.

Head Coaches - Men's Teams

For each men's team, indicate whether the head coach is male or female, was assigned to the team on a full-time or part-time basis, and whether the coach was employed by the institution on a full-time basis or on a part-time or volunteer basis, by entering a 1 in the appropriate field.

The Swimming and Diving (combined) fields allow up to 2 head coaches. The Track and Field and Cross Country (combined) fields allow up to 3.

Male Head Coaches

Female Head Coaches

Varsity Teams	Male Head Coaches				Female Head Coaches				Total Head Coaches
	Assigned to Team on a Full-Time Basis	Assigned to Team on a Part-Time Basis	Full-Time Institution Employee	Part-Time Institution Employee or Volunteer	Assigned to Team on a Full-Time Basis	Assigned to Team on a Part-Time Basis	Full-Time Institution Employee	Part-Time Institution Employee or Volunteer	
Baseball		1		1					1
Basketball		1		1					1
Cross Country		1		1					1
Football		1	1						1
Track and Field (Outdoor)	0	1		1					1
Coaching Position Totals	0	5	1	4	0	0	0	0	5

CAVEAT

Head Coaches - Women's Teams

For each women's team, indicate whether the head coach is male or female, was assigned to the team on a full-time or part-time basis, and whether the coach was employed by the institution on a full-time basis or on a part-time or volunteer basis, by entering a 1 in the appropriate field.

The Swimming and Diving (combined) fields allow up to 2 head coaches. The Track and Field and Cross Country (combined) fields allow up to 3.

Male Head Coaches

Female Head Coaches

Varsity Teams	Male Head Coaches				Female Head Coaches				Total Head Coaches
	Assigned to Team on a Full-Time Basis	Assigned to Team on a Part-Time Basis	Full-Time Institution Employee	Part-Time Institution or Volunteer	Assigned to Team on a Full-Time Basis	Assigned to Team on a Part-Time Basis	Full-Time Institution Employee	Part-Time Institution or Volunteer	
Basketball	<input type="text"/>	<input type="text" value="1"/>	<input type="text"/>	<input type="text" value="1"/>	<input type="text"/>	<input type="text"/>	<input type="text"/>	<input type="text"/>	<input type="text" value="1"/>
Cross Country	<input type="text"/>	<input type="text" value="1"/>	<input type="text"/>	<input type="text" value="1"/>	<input type="text"/>	<input type="text"/>	<input type="text"/>	<input type="text"/>	<input type="text" value="1"/>
Soccer	<input type="text"/>	<input type="text" value="1"/>	<input type="text"/>	<input type="text" value="1"/>	<input type="text"/>	<input type="text"/>	<input type="text"/>	<input type="text"/>	<input type="text" value="1"/>
Softball	<input type="text"/>	<input type="text" value="1"/>	<input type="text"/>	<input type="text" value="1"/>	<input type="text"/>	<input type="text"/>	<input type="text"/>	<input type="text"/>	<input type="text" value="1"/>
Track and Field (Outdoor)	<input type="text"/>	<input type="text" value="1"/>	<input type="text"/>	<input type="text" value="1"/>	<input type="text"/>	<input type="text"/>	<input type="text"/>	<input type="text"/>	<input type="text" value="1"/>
Volleyball	<input type="text"/>	<input type="text" value="1"/>	<input type="text"/>	<input type="text" value="1"/>	<input type="text"/>	<input type="text"/>	<input type="text"/>	<input type="text"/>	<input type="text" value="1"/>
Coaching Position Totals	<input type="text" value="0"/>	<input type="text" value="6"/>	<input type="text" value="0"/>	<input type="text" value="6"/>	<input type="text" value="0"/>	<input type="text" value="0"/>	<input type="text" value="0"/>	<input type="text" value="0"/>	<input type="text" value="6"/>

CAVEAT



Head Coaches' Salaries - Men's and Women's Teams

Enter only salaries and bonuses that your institution pays head coaches as compensation for coaching. Do not include benefits on this screen. Do not include volunteer coaches in calculating the average salary and the Full-Time Equivalent (FTE) Total. For help calculating the FTE total click on the Instructions link on this screen.

	Men's Teams	Women's Teams
Average Annual Institutional Salary per Head Coaching Position (for coaching duties only)	13,946	13,787
Number of Head Coaching Positions Used to Calculate the Average	5	6
Number of Volunteer Head Coaching Positions (Do not include these coaches in your salary or FTE calculations.)	0	0
Average Annual Institutional Salary per Full-time equivalent (FTE)	89,397	88,948
Sum of Full-Time Equivalent (FTE) Positions Used to Calculate the Average	0.78	0.93

CAVEAT

We have full-time instructor in football only. We have one individual who coaches four sports (Cross Country Men & Women / Track & Field Men/Women).

Assistant Coaches - Men's Teams

For each men's team, indicate whether the assistant coach is male or female, was assigned to the team on a full-time or part-time basis, and whether the coach was employed by the institution on a full-time basis or on a part-time or volunteer basis, by entering a 1 in the appropriate field.

Male Assistant Coaches

Female Assistant Coaches

Varsity Teams	Male Assistant Coaches			Female Assistant Coaches				Total Assistant Coaches
	Assigned to Team on a Full-Time Basis	Assigned to Team on a Part-Time Basis	Full-Time Institution Employee	Part-Time Institution Employee or Volunteer	Assigned to Team on a Full-Time Basis	Assigned to Team on a Part-Time Basis	Full-Time Institution Employee	

Baseball		4		4					4
Basketball		2		2		1		1	3
Cross Country		3		3		1		1	4
Football		9		9					9
Track and Field (Outdoor)		5		5		2		2	7
Coaching Position Totals	0	23	0	23	0	4	0	4	27

CAVEAT

Assistant Coaches - Women's Teams

For each women's team, indicate whether the assistant coach is male or female, was assigned to the team on a full-time or part-time basis, and whether the coach was employed by the institution on a full-time basis or on a part-time or volunteer basis, by entering a 1 in the appropriate field.

Male Assistant Coaches


Female Assistant Coaches

Varsity Teams	Male Assistant Coaches			Female Assistant Coaches			Total Assistant Coaches		
	Assigned to Team on a Full-Time Basis	Assigned to Team on a Part-Time Basis	Full-Time Institution Employee	Part-Time Institution Employee or Volunteer	Assigned to Team on a Full-Time Basis	Assigned to Team on a Part-Time Basis		Full-Time Institution Employee	Part-Time Institution Employee or Volunteer
Basketball		1		1		2		2	3
Cross Country		1		1		1		1	2
Soccer		1		1		1		1	2
Softball						1		1	1
Track and Field (Outdoor)		5		5		2		2	7
Volleyball						1		1	1
Coaching Position Totals	0	8	0	8	0	8	0	8	16

CAVEAT

Assistant Coaches' Salaries - Men's and Women's Teams

Enter only salaries and bonuses that your institution pays assistant coaches as compensation for coaching. Do not include benefits on this screen.
Do not include volunteer coaches in calculating the average salary and the Full-Time Equivalent (FTE) Total.
For help calculating the FTE total click on the Instructions link on this screen.

	Men's Teams	Women's Teams
Average Annual Institutional Salary per Assistant Coaching Position <i>(for coaching duties only)</i>	10,476	10,476
Number of Assistant Coaching Positions Used to Calculate the Average	23	8
Number of Volunteer Assistant Coaching Positions <i>(Do not include these coaches in your salary or FTE calculations.)</i>	4	8
Average Annual Institutional Salary per Full-time equivalent (FTE)	109,522	46,560
Sum of Full-Time Equivalent (FTE) Positions Used to Calculate the Average	2.20 	1.80

CAVEAT

Athletically Related Student Aid - Men's and Women's Teams

Athletically related student aid is any scholarship, grant, or other form of financial assistance, offered by an institution, the terms of which require the recipient to participate in a program of intercollegiate athletics at the institution. Other student aid, of which a student-athlete simply happens to be the recipient, is not athletically related student aid. If you do not have any aid to report, enter a 0.

	Men's Teams	Women's Teams	Total
Amount of Aid	<input type="text" value="0"/>	<input type="text" value="0"/>	<input type="text" value="0"/>
Ratio (percent)	<input type="text" value="0"/>	<input type="text" value="0"/>	100%

CAVEAT

The school does not offer athletically related aid

Recruiting Expenses - Men's and Women's Teams

Recruiting expenses are all expenses an institution incurs attributable to recruiting activities. This includes, but is not limited to, expenses for lodging, meals, telephone use, and transportation (including vehicles used for recruiting purposes) for both recruits and personnel engaged in recruiting, and other expenses for official and unofficial visits, and all other expenses related to recruiting. If you do not have any recruiting expenses to report, enter a 0.

	Men's Teams	Women's Teams	Total
Total	<input type="text" value="0"/>	<input type="text" value="0"/>	<input type="text" value="0"/>

CAVEAT

The school does not currently pay or reimburse for recruiting expenses.

Operating (Game-Day) Expenses - Men's and Women's Teams by Team

Operating expenses are all expenses an institution incurs attributable to home, away, and neutral-site intercollegiate athletic contests (commonly known as "game-day expenses"), for (A) Lodging, meals, transportation, uniforms, and equipment for coaches, team members, support staff (including, but not limited to team managers and trainers), and others; and (B) Officials.

For a sport with a men's team and a women's team that have a combined budget, click [here](#) for special instructions. Report actual numbers, not budgeted or estimated numbers. Please do not round beyond the next dollar.

Men's Teams

Women's Teams

Varsity Teams	Men's Teams			Women's Teams			Total Operating Expenses
	Participants	Operating Expenses per Participant	By Team	Participants	Operating Expenses per Participant	By Team	
Basketball	18	642	11,564	13	1,554	20,207	31,771
Football	72	529	38,105				38,105
Baseball	36	711	25,582				25,582
Cross Country	7	173	1,213	8	623	4,984	6,197
Soccer				17	271	4,603	4,603
Softball				9	1,311	11,798	11,798
Track and Field (Outdoor)	26	221	5,742	36	343	12,364	18,106
Volleyball				9	1,374	12,368	12,368
Total Operating Expenses Men's and Women's Teams	159		82,206	92		66,324	148,530


CAVEAT

Note: This screen is for game-day expenses only.

Total Expenses - Men's and Women's Teams

Enter all expenses attributable to intercollegiate athletic activities. This includes appearance guarantees and options, athletically related student aid, contract services, equipment, fundraising activities, operating expenses, promotional activities, recruiting expenses, salaries and benefits, supplies, travel, and any other expenses attributable to intercollegiate athletic activities.

Report actual numbers, not budgeted or estimated numbers. Please do not round beyond the next dollar.

Varsity Teams	Men's Teams	Women's Teams	Total
Basketball	59,476	56,639	116,115
Football	120,849		120,849
Baseball	75,228		75,228
Cross Country	34,094	68,660	102,754
Soccer		51,660	51,660
Softball		47,635	47,635
Track and Field (Outdoor)	106,051	50,275	156,326
Volleyball		37,427	37,427
Total Expenses of all Sports, Except Football and Basketball, Combined	215,373	255,657	471,030
Total Expenses Men's and Women's Teams	395,698	312,296	707,994
Not Allocated by Gender/Sport (Expenses not attributable to a particular sport or sports)			560,000 
Grand Total Expenses			1,267,994

CAVEAT

Not Allocated by Gender/Sport includes salary/benefits for Athletic Director, Athletic Counselor, Office Support, Athletics Equipment/Maintenance assignments, Trainers, percentage of administrative oversight, and conference fees

Total Revenues - Men's and Women's Teams

Your total revenues must cover your total expenses.

Enter all revenues attributable to intercollegiate athletic activities. This includes revenues from appearance guarantees and options, an athletic conference, tournament or bowl games, concessions, contributions from alumni and others, institutional support, program advertising and sales, radio and television, royalties, signage and other sponsorships, sport camps, state or other government support, student activity fees, ticket and luxury box sales, and any other revenues attributable to intercollegiate athletic activities.

Report actual numbers, not budgeted or estimated numbers. Please do not round beyond the next dollar.

Varsity Teams	Men's Teams	Women's Teams	Total
Basketball	59,476	56,629	116,105
Football	120,849		120,849
Baseball	75,228		75,228
Cross Country	34,094	68,663	102,757
Soccer		51,667	51,667
Softball		47,635	47,635
Track and Field (Outdoor)	106,051	50,275	156,326
Volleyball		37,427	37,427
Total Revenues of all Sports, Except Football and Basketball, Combined	215,373	255,667	471,040
Total Revenues Men's and Women's Teams	395,698	312,296	707,994
Not Allocated by Gender/Sport (Revenues not attributable to a particular sport or sports)			560,000
Grand Total for all Teams (includes by team and not allocated by gender/sport)			1,267,994

CAVEAT

Summary - Men's and Women's Teams

Your Grand Total Revenues must be equal to or greater than your Grand Total Expenses or you will not be able to lock your survey.

	Men's Teams	Women's Teams	Total
1 <u>Total of Head Coaches' Salaries</u>	69,730	82,722	152,452
2 <u>Total of Assistant Coaches' Salaries</u>	240,948	83,808	324,756
3 <u>Total Salaries (Lines 1+2)</u>	310,678	166,530	477,208
4 <u>Athletically Related Student Aid</u>	0	0	0
5 <u>Recruiting Expenses</u>	0	0	0
6 <u>Operating (Game-Day) Expenses</u>	82,206	66,324	148,530
7 <u>Summary of Subset Expenses (Lines 3+4+5+6)</u>	392,884	232,854	625,738
8 <u>Total Expenses for Teams</u>	395,698	312,296	707,994
9 <u>Total Expenses for Teams Minus Subset Expenses (Line 8 – Line 7)</u>	2,814	79,442	82,256
10 <u>Not Allocated Expenses</u>			560,000
11 <u>Grand Total Expenses (Lines 8+10)</u>			1,267,994
12 <u>Total Revenues for Teams</u>	395,698	312,296	707,994
13 <u>Not Allocated Revenues</u>			560,000
14 <u>Grand Total Revenues (Lines 12+13)</u>			1,267,994

15	<u>Total Revenues for Teams minus Total Expenses for Teams (Line 12-Line 8).</u>	0	0	0
16	<u>Grand Total Revenues Minus Grand Total Expenses (Line 14- Line 11).</u>			0


To return to a data entry screen, click on the link in the [Navigation Menu](#).
To proceed to the Supplemental Information screen, click on the link in the [Navigation Menu](#) or click on the "Next" button on this screen.

Supplemental Information (optional)

This screen may be used to help the reader better understand the data you have provided, or to help a prospective student-athlete make an informed choice of an athletics program.

This information will be viewable on the EADA public website. Please do not include the names of individuals or write messages to the help desk.

To explain specific data entered on a previous screen, please use the caveat box on that screen.

A large, empty rectangular box with a thin black border, intended for supplemental information. It is currently blank.