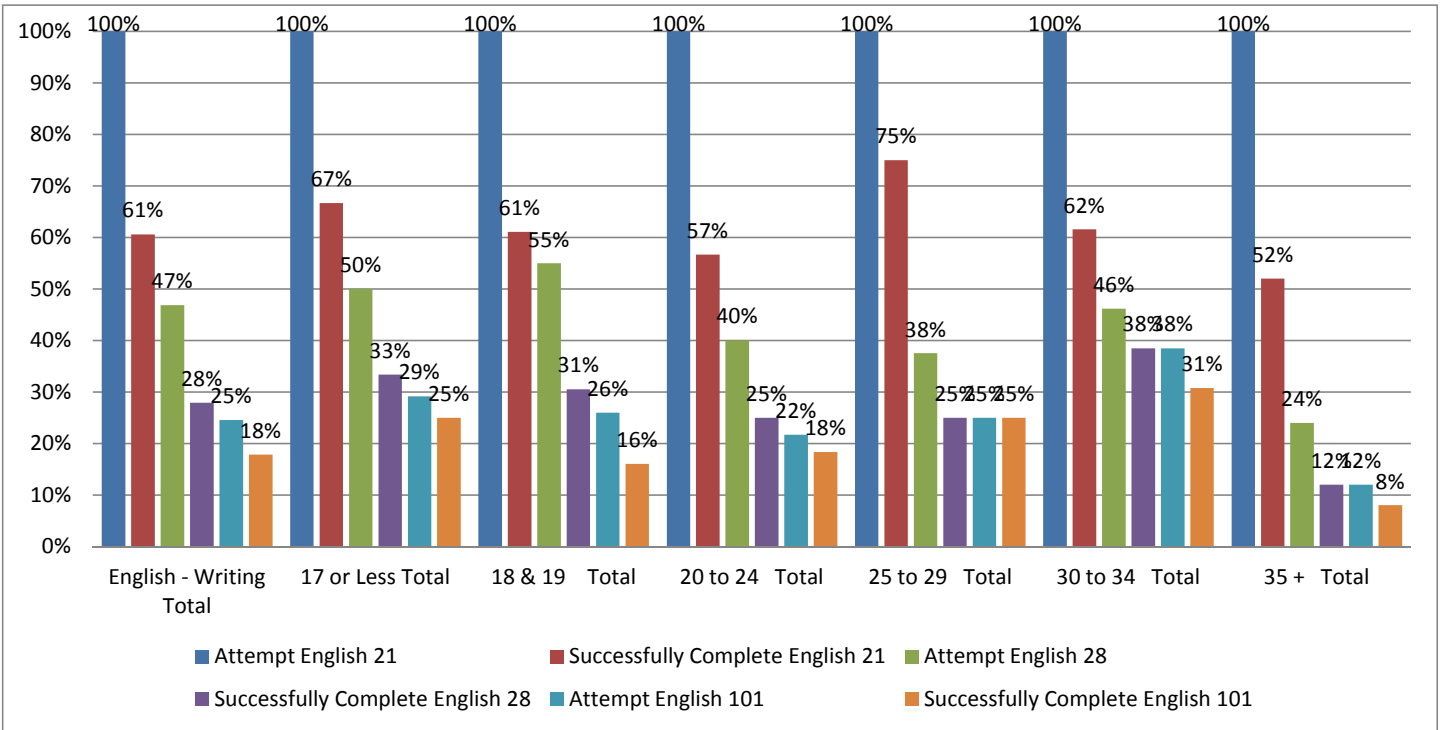
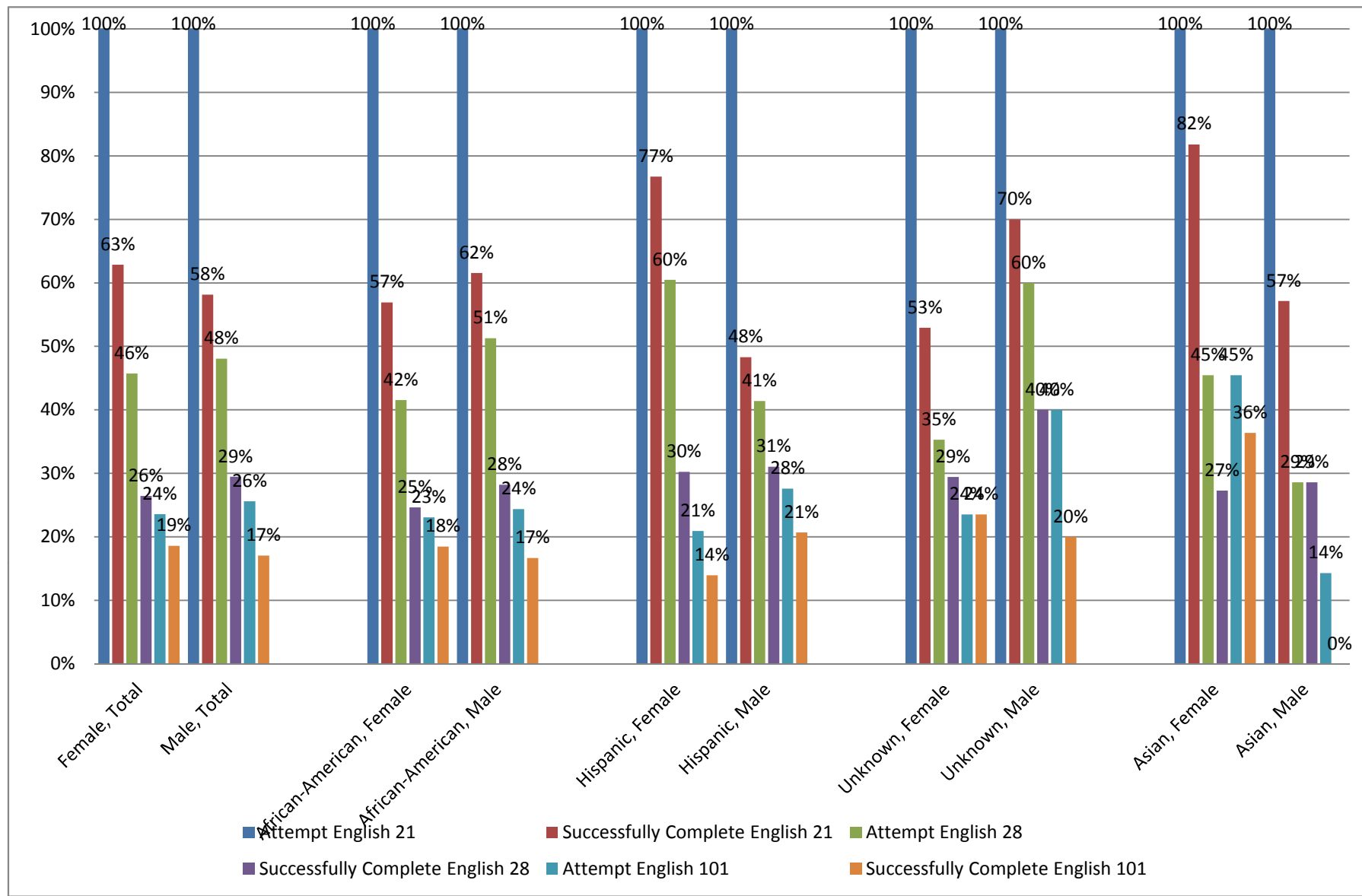


West Los Angeles College
ATD Baseline Data: 3CSN Basic Skills Cohort Tracker
English 21 Cohort, Fall 2008 - Spring 2011
By Age



| | English 2 Levels below Transfer | | English 1 Level below Transfer | | English Transfer Level | |
|--------------------------------|---------------------------------|----------------------------------|--------------------------------|----------------------------------|------------------------|-----------------------------------|
| | Attempt English 21 | Successfully Complete English 21 | Attempt English 28 | Successfully Complete English 28 | Attempt English 101 | Successfully Complete English 101 |
| English - Writing Total | 269 | 163 | 126 | 75 | 66 | 48 |
| 17 or Less Total | 24 | 16 | 12 | 8 | 7 | 6 |
| 18 & 19 Total | 131 | 80 | 72 | 40 | 34 | 21 |
| 20 to 24 Total | 60 | 34 | 24 | 15 | 13 | 11 |
| 25 to 29 Total | 16 | 12 | 6 | 4 | 4 | 4 |
| 30 to 34 Total | 13 | 8 | 6 | 5 | 5 | 4 |
| 35 to 39 Total | 5 | 3 | 1 | 0 | | |
| 40 to 49 Total | 13 | 8 | 5 | 3 | 3 | 2 |
| 50 + Total | 7 | 2 | | | | |

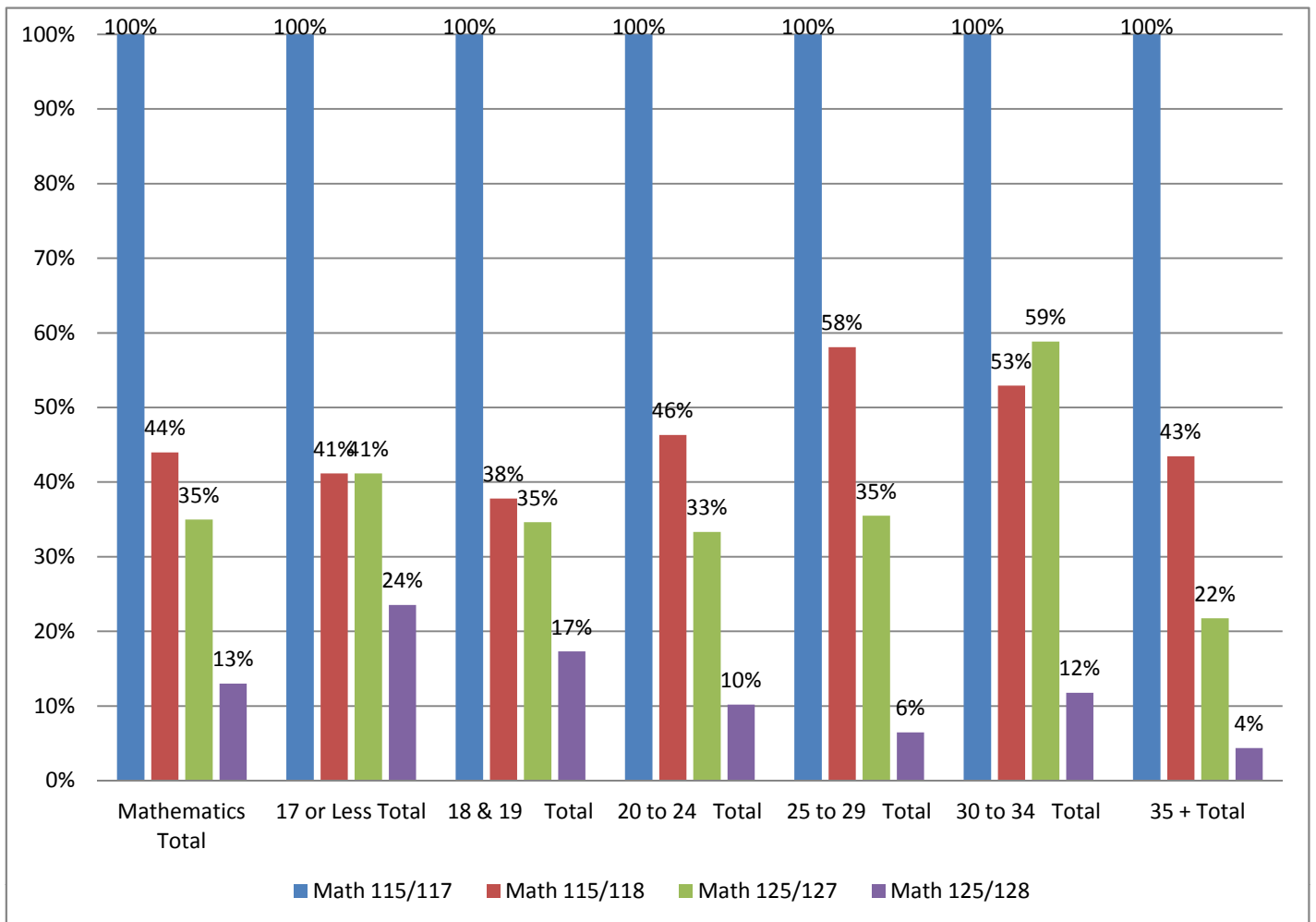
West Los Angeles College
ATD Baseline Data: 3CSN Basic Skills Cohort Tracker
English 21 Cohort, Fall 2008 - Spring 2011
By Ethnicity and Gender



West Los Angeles College
ATD Baseline Data: 3CSN Basic Skills Cohort Tracker
English 21 Cohort, Fall 2008 - Spring 2011
By Ethnicity and Gender

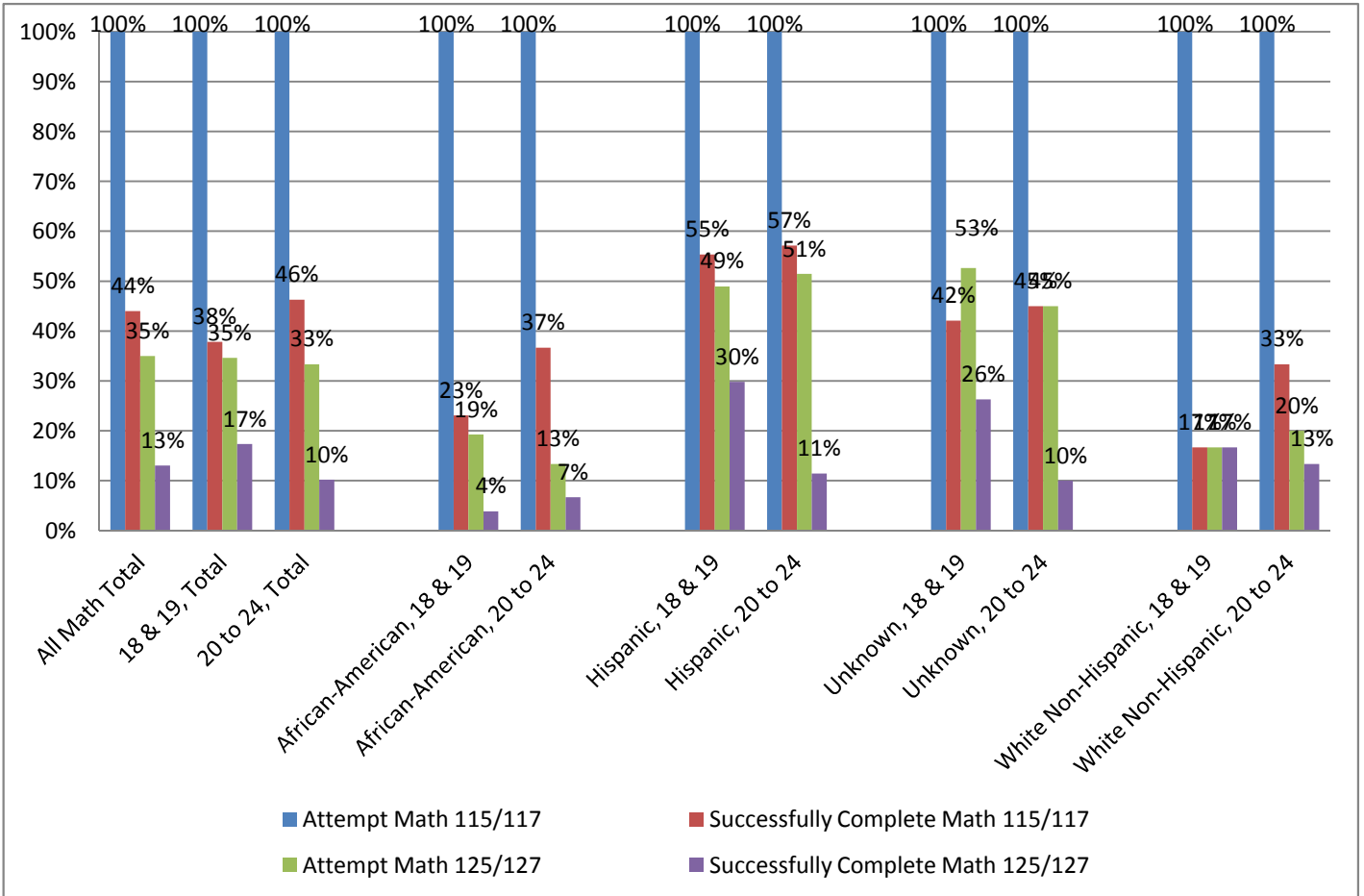
| | English 2 Levels below Transfer | | English 1 Level below Transfer | | English 1 Level below Transfer | |
|------------------------------------|---------------------------------|-----------------------|--------------------------------|-----------------------|--------------------------------|-----------------------|
| | Attempt | Successfully Complete | Attempt | Successfully Complete | Attempt | Successfully Complete |
| | English 21 | English 21 | English 28 | English 28 | English 101 | English 101 |
| English - Writing Total | 269 | 163 | 126 | 75 | 66 | 48 |
| Female Total | 140 | 88 | 64 | 37 | 33 | 26 |
| African-American | 65 | 37 | 27 | 16 | 15 | 12 |
| American Indian/ Alaskan Native | 2 | 0 | | | | |
| Asian | 11 | 9 | 5 | 3 | 5 | 4 |
| Hispanic | 43 | 33 | 26 | 13 | 9 | 6 |
| Pacific Islander | 1 | 0 | | | | |
| Unknown | 17 | 9 | 6 | 5 | 4 | 4 |
| White Non-Hispanic | 1 | 0 | | | | |
| Male Total | 129 | 75 | 62 | 38 | 33 | 22 |
| African-American | 78 | 48 | 40 | 22 | 19 | 13 |
| American Indian/ Alaskan Native | 2 | 0 | 1 | 0 | | |
| Asian | 7 | 4 | 2 | 2 | 1 | 0 |
| Hispanic | 29 | 14 | 12 | 9 | 8 | 6 |
| Pacific Islander | 1 | 0 | | | | |
| Unknown | 10 | 7 | 6 | 4 | 4 | 2 |
| White Non-Hispanic | 2 | 2 | 1 | 1 | 1 | 1 |

West Los Angeles College
ATD Baseline Data: 3CSN Basic Skills Cohort Tracker
Math 115/117 Cohort, Fall 2008 - Spring 2011
By Age



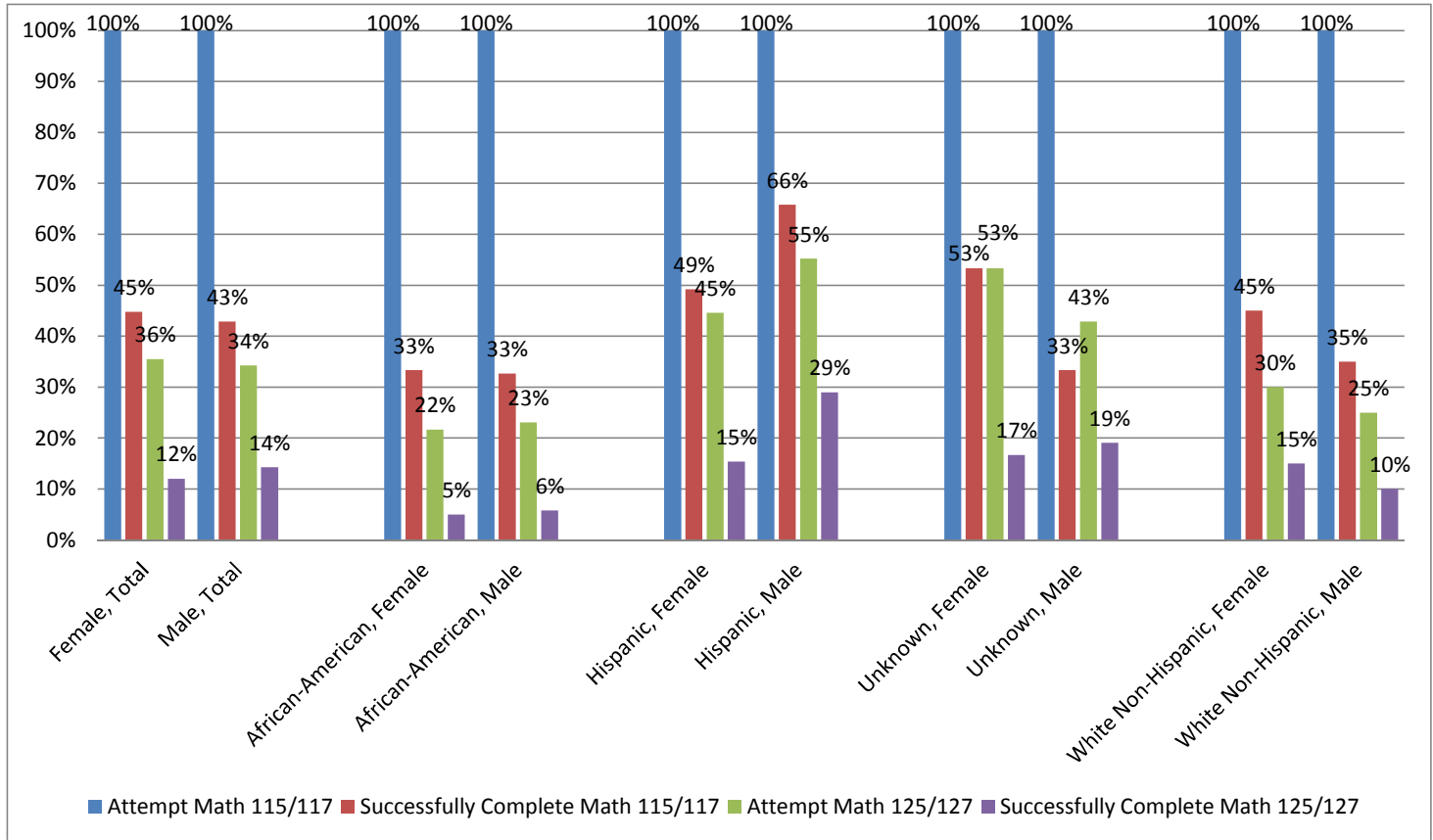
| | Math 2 Levels below Transfer | | Math 1 Level below Transfer | |
|--------------------------|------------------------------|-----------------------|-----------------------------|-----------------------|
| | Attempt | Successfully Complete | Attempt | Successfully Complete |
| | Math 115/117 | Math 115/118 | Math 125/127 | Math 125/128 |
| Mathematics Total | 323 | 142 | 113 | 42 |
| 17 or Less Total | 17 | 7 | 7 | 4 |
| 18 & 19 Total | 127 | 48 | 44 | 22 |
| 20 to 24 Total | 108 | 50 | 36 | 11 |
| 25 to 29 Total | 31 | 18 | 11 | 2 |
| 30 to 34 Total | 17 | 9 | 10 | 2 |
| 35 to 39 Total | 7 | 3 | 4 | 1 |
| 40 to 49 Total | 11 | 4 | 1 | 0 |
| 50 + Total | 5 | 3 | 0 | 0 |

West Los Angeles College
ATD Baseline Data: 3CSN Basic Skills Cohort Tracker
Math 115/117 Cohort, Fall 2008 - Spring 2011
By Ethnicity and Age



| | Math 2 Levels below Transfer | | Math 1 Level below Transfer | |
|-----------------------------|------------------------------|-----------------------|-----------------------------|-----------------------|
| | Attempt | Successfully Complete | Attempt | Successfully Complete |
| | Math 115/117 | Math 115/118 | Math 125/127 | Math 125/128 |
| Mathematics Subtotal | 235 | 98 | 80 | 33 |
| 18 & 19 Total | 127 | 48 | 44 | 22 |
| African-American | 52 | 12 | 10 | 2 |
| Asian | 3 | 1 | 0 | 0 |
| Hispanic | 47 | 26 | 23 | 14 |
| Unknown | 19 | 8 | 10 | 5 |
| White Non-Hispanic | 6 | 1 | 1 | 1 |
| 20 to 24 Total | 108 | 50 | 36 | 11 |
| African-American | 30 | 11 | 4 | 2 |
| Asian | 8 | 5 | 2 | 1 |
| Hispanic | 35 | 20 | 18 | 4 |
| Unknown | 20 | 9 | 9 | 2 |
| White Non-Hispanic | 15 | 5 | 3 | 2 |
| Mathematics Total | 323 | 142 | 113 | 42 |

West Los Angeles College
ATD Baseline Data: 3CSN Basic Skills Cohort Tracker
Math 115/117 Cohort, Fall 2008 - Spring 2011
By Ethnicity and Gender



| | | Math 2 Levels below Transfer | | Math 1 Level below Transfer | |
|--------------------------|------------------------------------|------------------------------|-----------------------|-----------------------------|-----------------------|
| | | Attempt | Successfully Complete | Attempt | Successfully Complete |
| | | Math 115/117 | Math 115/118 | Math 125/127 | Math 125/128 |
| Mathematics Total | | 323 | 142 | 113 | 42 |
| Female Total | | 183 | 82 | 65 | 22 |
| | African-American | 60 | 20 | 13 | 3 |
| | Asian | 8 | 5 | 1 | 1 |
| | Hispanic | 65 | 32 | 29 | 10 |
| | Unknown | 30 | 16 | 16 | 5 |
| | White Non-Hispanic | 20 | 9 | 6 | 3 |
| Male Total | | 140 | 60 | 48 | 20 |
| | African-American | 52 | 17 | 12 | 3 |
| | American Indian/ Alaskan Native | 2 | 0 | 0 | 0 |
| | Asian | 7 | 4 | 1 | 0 |
| | Hispanic | 38 | 25 | 21 | 11 |
| | Unknown | 21 | 7 | 9 | 4 |
| | White Non-Hispanic | 20 | 7 | 5 | 2 |