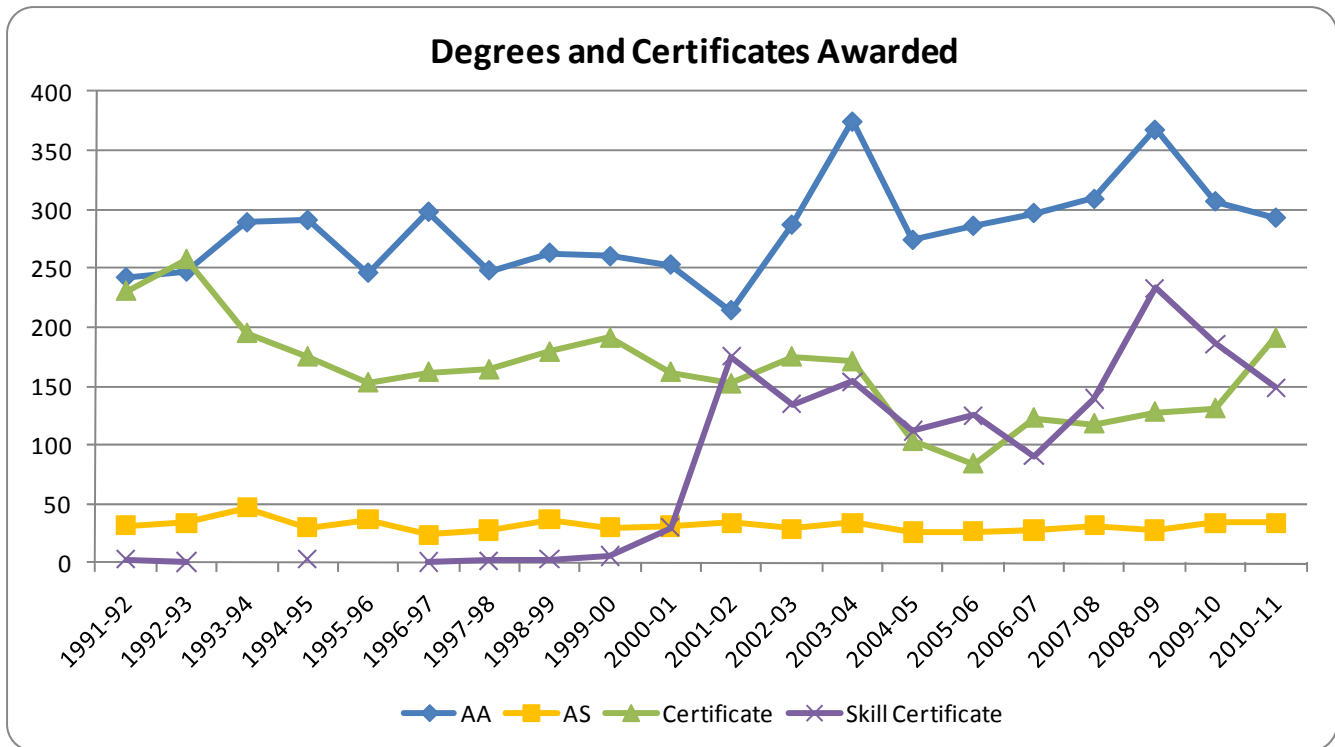


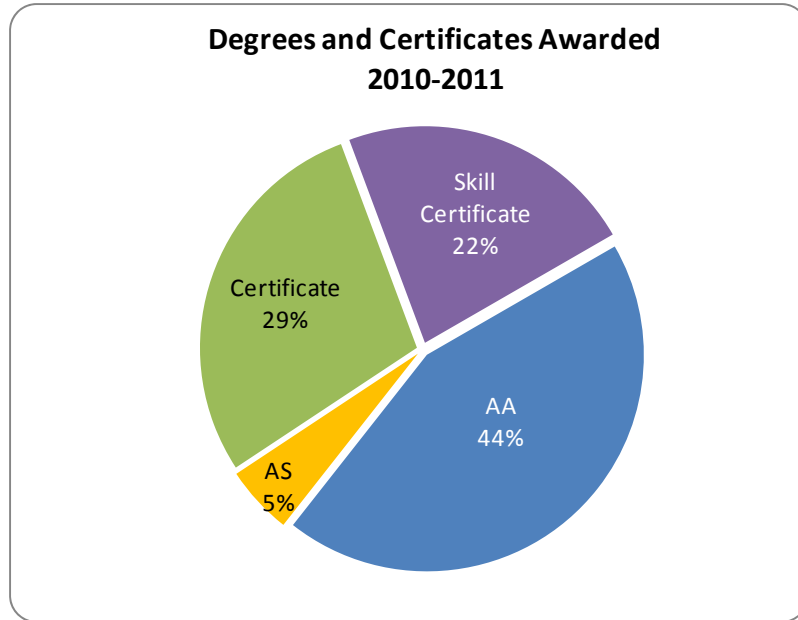
## WLAC Degrees and Certificates Awarded 1991-1992 to 2010-2011



	AA	AS	Certificate	Skill Certificate	Total
1991-92	242	32	231	3	508
1992-93	247	34	258	1	540
1993-94	289	47	195		531
1994-95	291	30	175	3	499
1995-96	246	37	153		436
1996-97	298	24	162	1	485
1997-98	248	28	164	2	442
1998-99	263	37	179	3	482
1999-00	260	30	191	6	487
2000-01	253	31	162	30	476
2001-02	214	34	152	175	575
2002-03	287	29	175	135	626
2003-04	375	34	171	154	734
2004-05	274	26	103	112	515
2005-06	286	27	84	125	522
2006-07	297	28	123	91	539
2007-08	309	32	118	139	598
2008-09	368	28	128	233	757
2009-10	307	34	131	186	658
2010-11	293	34	191	149	667

Source: The Los Angeles Community College District Student Information System (SIS)

## WLAC Degrees and Certificates Awarded 2010—2011



## Degrees and Certificates Awarded By Department and Program 2004-05 to 2010-11

Associate in Arts								
Division	College Program	2004-05	2005-06	2006-07	2007-08	2008-09	2009-10	2010-11
Aviation, Hospitality and Travel	Travel	7	6	9	9	15	4	4
	<i>Division Total</i>	7	6	9	9	15	4	4
Behavioral and Social Sciences	Administration of Justice	4	8	7	8	14	9	2
	ALCOHOL AND DRUG STUDIES				1	2	3	2
	Anthropology		1					1
	Child Development	23	13	14	9	11	7	9
	Economics	2	2	2	3	6	2	10
	History	5	1		6	7	4	4
	Political Science	3	5	3	3	4	2	4
	Psychology	5	6	6	4	6	9	10
	Sociology	2	2	5	9	3	7	6
	<i>Division Total</i>	44	38	37	43	53	43	48
Business	Accounting	6	7	10	9	5	6	11
	Business		1	1	2	5	2	1
	Business Administration	11	8	9	12	14	15	22
	Business and Management	1						
	Legal Assistant/Paralegal	2						
	MANAGEMENT	1		1	4	4	3	2
	Management - Small Business				1		1	
	Marketing						1	1
	Paralegal	12	6	16	18	21	8	21
	Real Estate	4	3	4	9	14	7	10
	<i>Division Total</i>	37	25	41	55	63	43	68
Computer Science and Applications	COMPUTER APPLICATION & OFFICE TECH-GENERAL		1					
	COMPUTER APPLICATION & OFFICE TECH-WORD		1	1				
	COMPUTER NETWORKING AND SECURITY			1	1	3	5	3
	Computer Science - Applications Software	2	1		2	3	1	
	Computer Science INFORMATION TECH -APPLIC	2						
	Computer Science Information Technology	4	4	3	1		2	1
	Computer Science Information Technology - CO SCI	1						
	Computer Science--Applications Software	1						
<i>Division Total</i>	10	7	5	4	6	8	4	

**Continued on next page.**

**Source:** The Los Angeles Community College District Student Information System (SIS)

**Degrees and Certificates Awarded**

**By Department and Program**

**2004-05 to 2010-11**

Associate in Arts, continued								
Department	College Program	2004-05	2005-06	2006-07	2007-08	2008-09	2009-10	2010-11
Dance, Health and Physical Education	Physical Education		1		2			
	<i>Division Total</i>		1		2			
Humanities and Fine Arts	Art - Drawing and Painting		2	1	2	3	5	2
	Ceramics		1		1	3		
	Music				2	1		1
	Philosophy			1			2	
	Spanish	1	2	2	1	1	3	1
	<i>Division Total</i>	1	5	4	6	8	10	4
Language Arts	English	6	8	2	6	3	2	13
	Speech		2	1				1
	<i>Division Total</i>	6	10	3	6	3	2	14
Liberal Arts	Liberal Arts and Sciences - A	117	106	93	93	54	18	1
	Liberal Arts and Sciences - B	81	66	82	84	148	104	38
	Liberal Arts & Sciences: Behavioral & Social Science						37	57
	Liberal Arts and Sciences: Arts and Humanities						10	14
	Liberal Arts and Sciences: Health Professions						11	31
	Liberal Arts & Sciences Math, Sci & Computer Science						3	4
	<i>Division Total</i>	198	172	175	177	202	183	145
Mathematics	MATHEMATICS - GENERAL	2				1		
	<i>Division Total</i>	2				1		
Science	Biology	2	1	2		4	1	2
	Biology - Health Sciences	12	21	20	7	13	13	4
	Chemistry	1		1				
	Environmental Hazardous Materials Technology	1						
	<i>Division Total</i>	16	22	23	7	17	14	6
<b>Total</b>		<b>321</b>	<b>286</b>	<b>297</b>	<b>309</b>	<b>368</b>	<b>307</b>	<b>293</b>

Associate in Science								
Division	College Program	2004-05	2005-06	2006-07	2007-08	2008-09	2009-10	2010-11
Allied Health	Dental Hygiene	22	21	22	24	23	27	27
Aviation, Hospitality & Travel	Aviation Maintenance Technician	6	6	6	7	5	5	2
Behavioral & Social Sciences	Fire Technology							1
Computer Science & Applications	COMPUTER NETWORK AND				1		2	3
Computer Science & Applications	Computer Web Support and Database							1
<b>Total</b>		<b>28</b>	<b>27</b>	<b>28</b>	<b>32</b>	<b>28</b>	<b>34</b>	<b>34</b>

## Degrees and Certificates Awarded By Department and Program 2004-05 to 2010-11

Certificates								
Division	College Program	2004-05	2005-06	2006-07	2007-08	2008-09	2009-10	2010-11
Allied Health	Pharmacy Technician - Basic						19	42
	<i>Division Total</i>						19	42
Aviation, Hospitality and Travel	Aircraft Power Plant Technician	38	18	33	32	25	24	20
	Airframe Maintenance Technician	38	17	34	34	26	22	20
	HOTEL FRONT DESK AND BACK OFFICE					1		
	HOTEL SALES & MARKETING					1		
	Travel: Advanced	5	5	7	15	21	4	2
	<i>Division Total</i>	81	40	74	81	74	50	42
Behavioral and Social Sciences	ALCOHOL AND DRUG STUDIES			5	2	2	8	8
	Child Development	21	9	12	8	12	6	10
	Fire Technology							1
	<i>Division Total</i>	21	9	17	10	14	14	19
Business	Accounting	5	8	4	2	1	6	5
	Business		1	1	2	3	2	1
	Business and Management			2	2		1	1
	Legal Assistant/Paralegal				6	16	6	
	PARALEGAL	1	16	16	9	6	16	27
	Real Estate	4	8	7	5	9	5	13
	<i>Division Total</i>	10	33	30	26	35	36	47
Communication, Entertainment & Media	Film/TV Production Crafts							1
	<i>Division Total</i>							1
Computer Science and Applications	Business Application and Database						2	4
	COMPUTER APPLICATION & OFFICE	1	1					
	COMPUTER NETWORK AND SECURITY			1		5	2	7
	Computer Network Management						2	5
	Computer Science Information Science			1	1		1	2
	Computer Web Support and Database							2
	Legal Secretary		1				4	10
	Network and Information System Security						1	6
	Web Support & Administration							4
<i>Division Total</i>	1	2	2	1	5	12	40	
<b>Total</b>		<b>113</b>	<b>84</b>	<b>123</b>	<b>118</b>	<b>128</b>	<b>131</b>	<b>191</b>

Source: The Los Angeles Community College District Student Information System (SIS)

## Degrees and Certificates Awarded By Department and Program 2004-05 to 2010-11

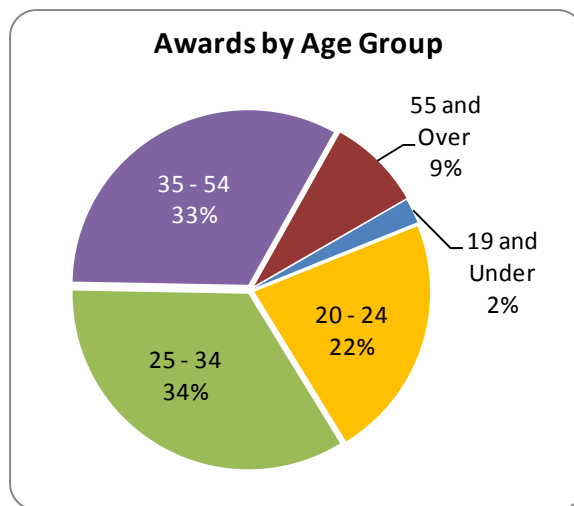
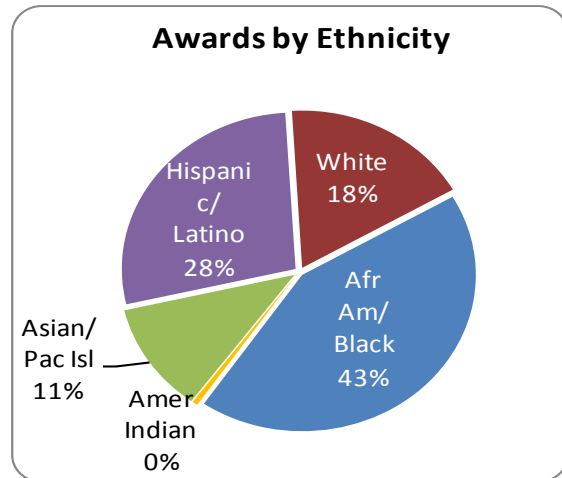
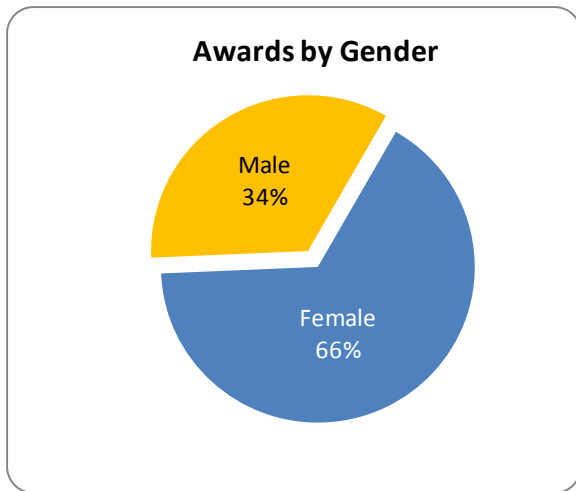
Skill Certificates								
Division	College Program	2004-05	2005-06	2006-07	2007-08	2008-09	2009-10	2010-11
Allied Health	GERIATRIC CARE TECHNICIAN					14		
	GERIATRIC HOME TECHNICIAN:HOME					14		
	Pharmacy Clerk					10	15	
	Pharmacy Technician Basic							1
	<i>Division Total</i>					38	15	1
Aviation, Hospitality & Travel	BASIC AVIONICS I						8	
	BASIC AVIONICS II						8	
	BASIC TRAVEL	12	25	20	36	27	13	4
	Composites Structures and Fabrication						27	21
	<i>Division Total</i>	12	25	20	36	27	56	25
Behavioral and Social Sciences	DIRECTOR PRIVATE PRE-SCHOOL	27	19	15	18	37	28	22
	FAMILY HOME DAY CARE PROVIDERS					2		
	FAMILY HOME DAY CARE PROVIDERS SKILL			2	2		2	
	Fingerprinting					1		1
	Special-Admin and Supervision-ECE Programs				2	2		2
	Special-Curriculum Development-ECE Programs				2	7	1	1
	Special-Health,Nutri,Safety &Food Prep-ECE				2	4		1
	Special-Observation,Assessment&Guidance in						1	2
	Special: Admin. Supervision-/ece Programs	1	3	2		6	1	9
	Special:Curriculum Dev.Early Childhood	6	4	2	7	10	6	17
	Special:Hlth.,Nutri.,Safety &Food Prep.ECE					12	7	8
	Special:Hlth.,Nutri.,Safety &Food Prep.ECE	13	10	7	8			
	Special:Observation,Assessment & Guidance in		1			2	4	4
	Specialization-Early Literacy Development	1	1	1	2		1	
	Specialization-Family Day Care Providers					1		
	Specialization-Infant and Toddler Studies	4	3	1	6	3	3	4
	Specialization-School Age Programs	1	3	1	2	2	4	3
	Specialization-Special Needs Children (38)	1	3	4	5	5	4	3
	TEACHER PRIVATE PRE-SCHOOL	47	42	29	37	65	41	34
	<i>Division Total</i>	101	89	64	93	159	103	111
Business	Accounting				2	1		
	REAL ESTATE ASSISTANT						1	
	<i>Division Total</i>				2	1	1	
Communication, Entertainment and Media Arts	Cinema		2	3	2	2	2	4
	Radio Broadcasting				1	1		
	SKILL CERTIFICATE IN THEATER ARTS		1	1	1			
	<i>Division Total</i>		3	4	4	3	2	4
Computer Science and Applications	Computer Network Management	6	1	2	2	1		
	COMPUTER NETWORK SECURITY				1	1	1	
	Computer Science Informtion Technology						1	
	LEGAL SECRETARY					2	3	3
	Web Site Development and Administration							1
	<i>Division Total</i>	6	1	2	3	4	5	4
Humanities & Fine Arts	COMPUTER GRAPHICS	1	7	1	1	1	3	3
	Theater Arts						1	1
	<i>Division Total</i>	1	7	1	1	1	4	4
<b>Total</b>		<b>120</b>	<b>125</b>	<b>91</b>	<b>139</b>	<b>233</b>	<b>186</b>	<b>149</b>



## Degrees and Certificates Awarded

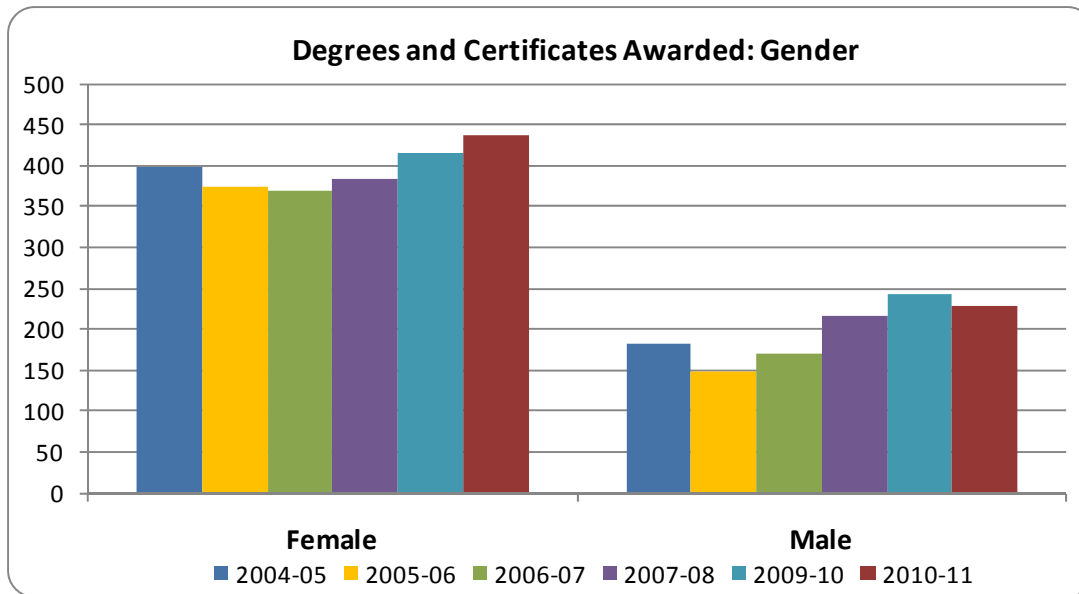
### Demographic Summary

2010-11





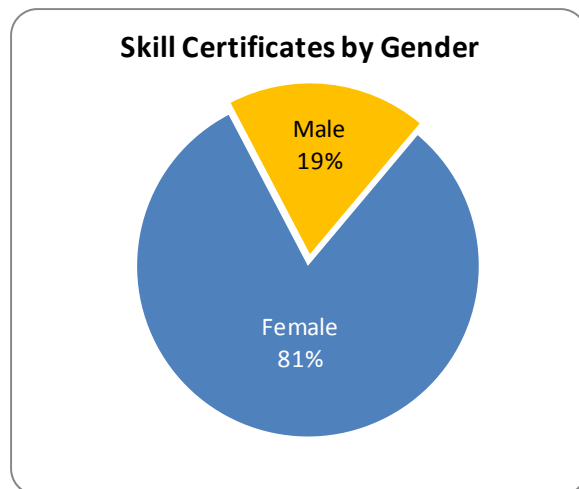
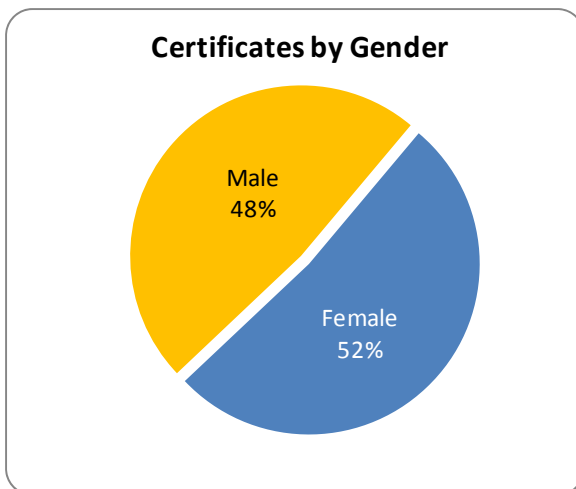
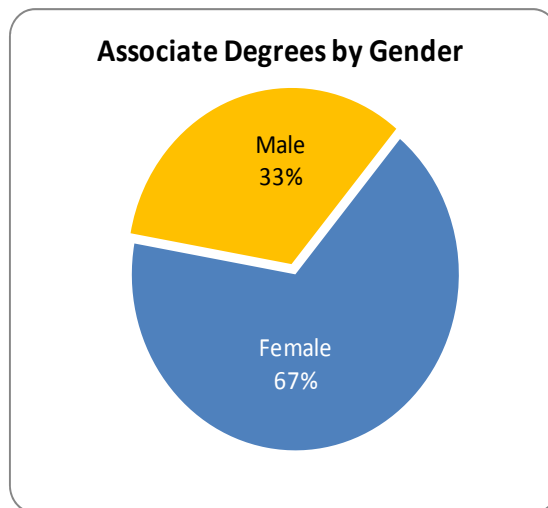
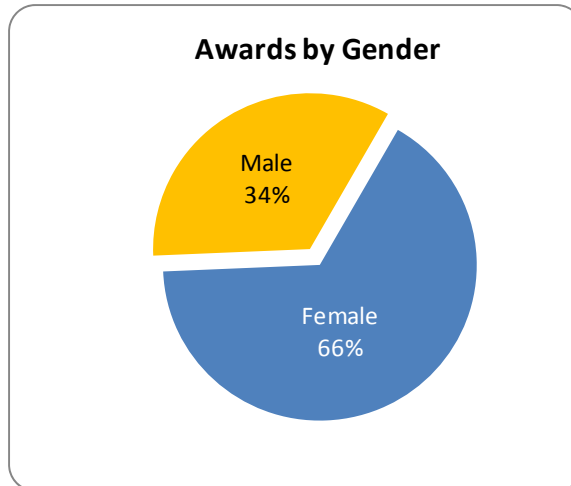
## Associate Degrees and Certificates Awarded - Gender 2004-2005 to 2010-2011



		2004-05		2005-06		2006-07		2007-08		2008-09		2009-10		2010-11	
Female	AA	258	44%	226	43%	241	45%	224	37%	281	37%	223	34%	218	33%
	Certificate	37	6%	40	8%	45	8%	38	6%	57	8%	63	10%	99	15%
	Skill Certificate	104	18%	107	20%	82	15%	121	20%	210	28%	129	20%	121	18%
	<i>Subtotal</i>	<i>399</i>	<i>69%</i>	<i>373</i>	<i>71%</i>	<i>368</i>	<i>68%</i>	<i>383</i>	<i>64%</i>	<i>548</i>	<i>72%</i>	<i>415</i>	<i>63%</i>	<i>438</i>	<i>66%</i>
Male	AA	91	16%	87	17%	84	16%	117	20%	115	15%	118	18%	109	16%
	Certificate	76	13%	44	8%	78	14%	80	13%	71	9%	68	10%	92	14%
	Skill Certificate	16	0.03	18	3%	9	2%	18	3%	23	3%	57	9%	28	4%
	<i>Subtotal</i>	<i>183</i>	<i>31%</i>	<i>149</i>	<i>29%</i>	<i>171</i>	<i>32%</i>	<i>215</i>	<i>36%</i>	<i>209</i>	<i>28%</i>	<i>243</i>	<i>37%</i>	<i>229</i>	<i>34%</i>
Total	AA	349	60%	313	60%	325	61%	341	57%	396	52%	341	52%	327	49%
	Certificate	113	19%	84	16%	123	22%	118	19%	128	17%	131	20%	191	29%
	Skill Certificate	120	0.21	125	23%	91	17%	139	23%	233	31%	186	29%	149	22%
	<i>Grand Total</i>	<i>582</i>	<i>100%</i>	<i>522</i>	<i>100%</i>	<i>539</i>	<i>100%</i>	<i>598</i>	<i>100%</i>	<i>757</i>	<i>100%</i>	<i>658</i>	<i>100%</i>	<i>667</i>	<i>100%</i>

Source: The Los Angeles Community College District Student Information System (SIS)

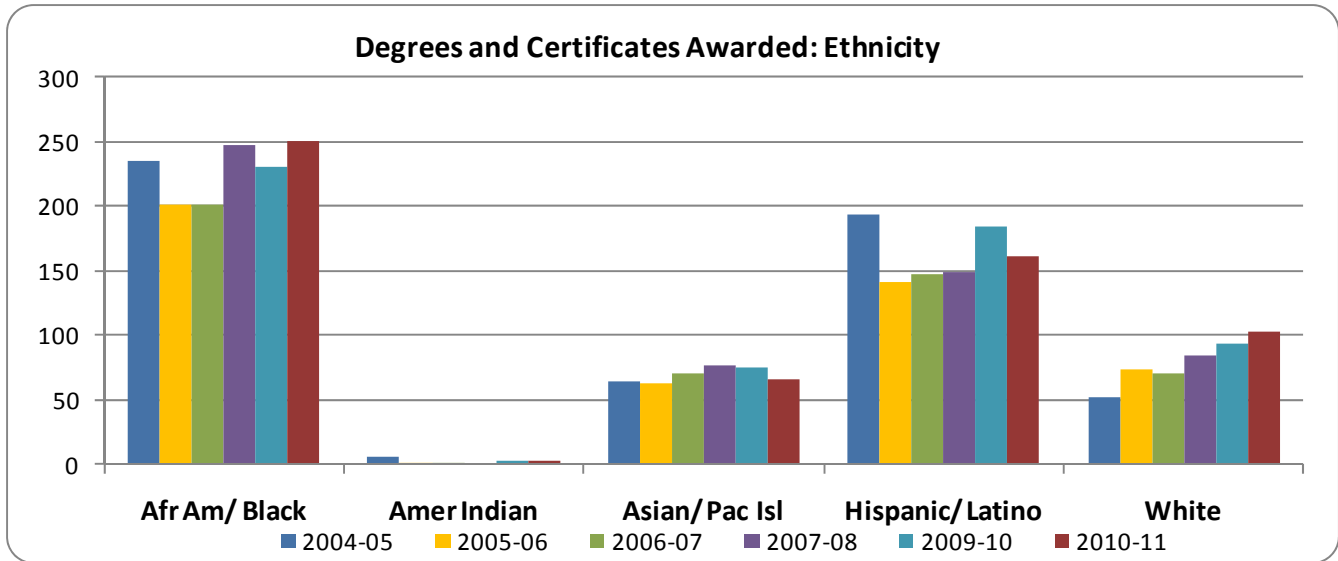
## Associate Degrees and Certificates Awarded - Gender 2010-2011



**Source:** The Los Angeles Community College District Student Information System (SIS)

## Associate Degrees and Certificates Awarded - Ethnicity

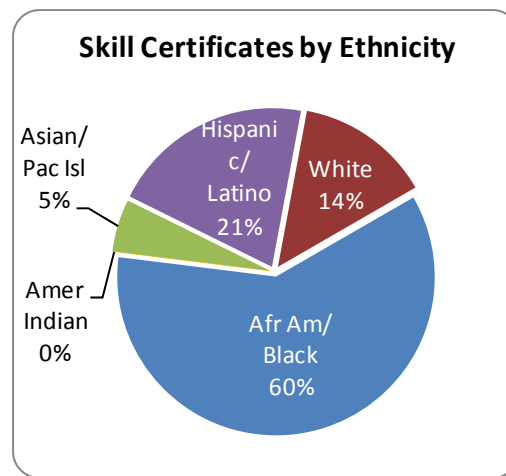
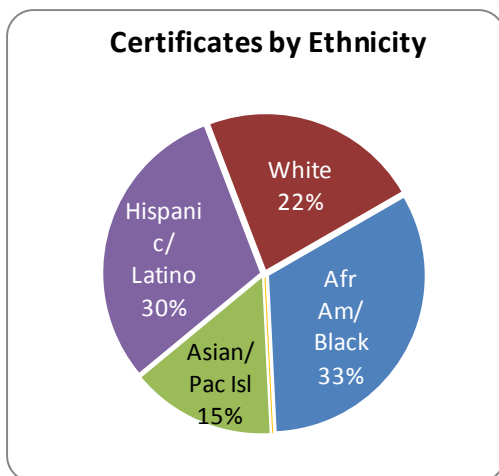
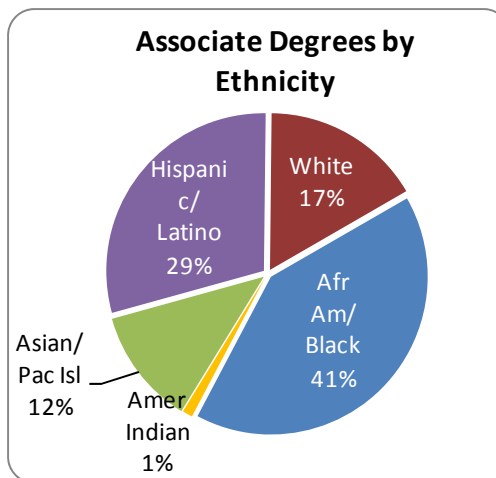
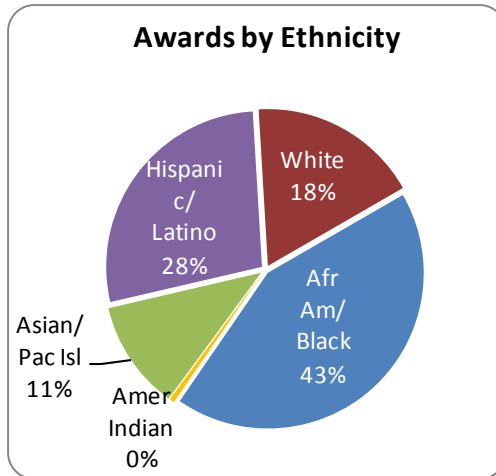
2004-2005 to 2010-2011



		2004-05		2005-06		2006-07		2007-08		2008-09		2009-10		2010-11	
Afr Am/ Black	Associate Degree	162	28%	141	27%	136	25%	141	24%	173	23%	128	19%	117	18%
	Certificate	20	3%	24	5%	29	5%	43	7%	31	4%	36	5%	55	8%
	Skill Certificate	53	9%	37	7%	37	7%	63	11%	90	12%	67	10%	79	12%
	<i>Subtotal</i>	<i>235</i>	<i>40%</i>	<i>202</i>	<i>39%</i>	<i>202</i>	<i>37%</i>	<i>247</i>	<i>41%</i>	<i>294</i>	<i>39%</i>	<i>237</i>	<i>35%</i>	<i>257</i>	<i>38%</i>
Amer Indian	Associate Degree	3	1%	2	0%	1	0%			3	0%	3	0%	3	0%
	Certificate	2	0%			1	0%			3	0%				
	Skill Certificate	1	0							1	0%				
	<i>Subtotal</i>	<i>6</i>	<i>1%</i>	<i>2</i>	<i>0%</i>	<i>2</i>	<i>0%</i>			<i>7</i>	<i>1%</i>	<i>3</i>	<i>0%</i>	<i>3</i>	<i>0%</i>
Asian/ Pac Isl	Associate Degree	32	5%	34	7%	31	6%	27	5%	51	7%	30	5%	34	5%
	Certificate	20	3%	16	3%	27	5%	28	5%	23	3%	19	3%	25	4%
	Skill Certificate	12	2%	13	2%	12	2%	22	4%	27	4%	26	4%	7	1%
	<i>Subtotal</i>	<i>64</i>	<i>11%</i>	<i>63</i>	<i>12%</i>	<i>70</i>	<i>13%</i>	<i>77</i>	<i>13%</i>	<i>101</i>	<i>13%</i>	<i>75</i>	<i>11%</i>	<i>66</i>	<i>10%</i>
Hispanic/ Latino	Associate Degree	104	18%	81	16%	86	16%	98	16%	94	12%	100	15%	84	13%
	Certificate	56	10%	21	4%	43	8%	27	5%	36	5%	35	5%	51	8%
	Skill Certificate	34	6%	39	7%	19	4%	24	4%	68	9%	50	8%	27	4%
	<i>Subtotal</i>	<i>194</i>	<i>33%</i>	<i>141</i>	<i>27%</i>	<i>148</i>	<i>27%</i>	<i>149</i>	<i>25%</i>	<i>198</i>	<i>26%</i>	<i>185</i>	<i>28%</i>	<i>162</i>	<i>24%</i>
White	Associate Degree	25	4%	32	6%	42	8%	47	8%	43	6%	45	7%	47	7%
	Certificate	13	2%	18	3%	15	3%	15	3%	19	3%	26	4%	38	6%
	Skill Certificate	14	0.02	23	0.04	13	0.02	22	4%	33	4%	22	3%	18	3%
	<i>Subtotal</i>	<i>52</i>	<i>9%</i>	<i>73</i>	<i>14%</i>	<i>70</i>	<i>13%</i>	<i>84</i>	<i>14%</i>	<i>95</i>	<i>13%</i>	<i>93</i>	<i>14%</i>	<i>103</i>	<i>15%</i>
Unknown	Associate Degree	23	4%	23	4%	29	5%	28	5%	32	4%	35	5%	42	6%
	Certificate	2	0%	5	1%	8	1%	5	1%	16	2%	15	2%	22	3%
	Skill Certificate	6	0.01	13	2%	10	2%	8	1%	14	2%	21	3%	18	3%
	<i>Subtotal</i>	<i>31</i>	<i>5%</i>	<i>41</i>	<i>8%</i>	<i>47</i>	<i>9%</i>	<i>41</i>	<i>7%</i>	<i>62</i>	<i>8%</i>	<i>71</i>	<i>11%</i>	<i>82</i>	<i>12%</i>
Total	Associate Degree	349	60%	313	60%	325	60%	341	58%	396	52%	341	51%	327	49%
	Certificate	113	18%	84	16%	123	22%	118	21%	128	17%	131	19%	191	29%
	Skill Certificate	120	20%	125	22%	91	17%	139	24%	233	31%	186	28%	149	23%
	<i>Total</i>	<i>582</i>	<i>99%</i>	<i>522</i>	<i>100%</i>	<i>539</i>	<i>99%</i>	<i>598</i>	<i>100%</i>	<i>757</i>	<i>100%</i>	<i>658</i>	<i>99%</i>	<i>667</i>	<i>99%</i>

**Associate Degrees and Certificates Awarded - Ethnicity**

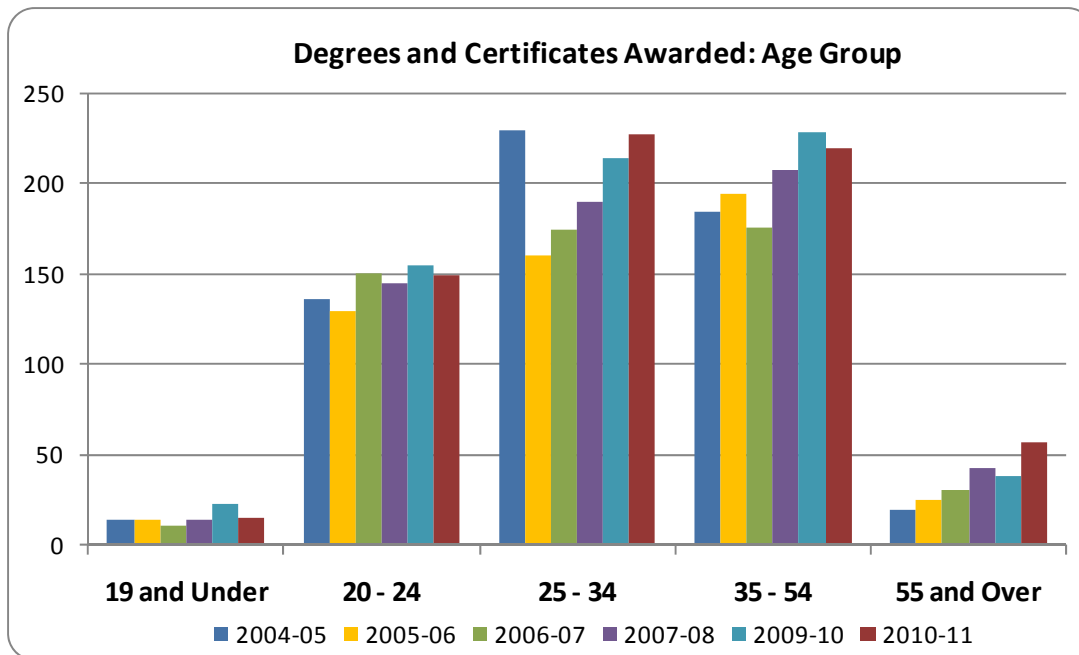
**2010-2011**



Source: The Los Angeles Community College District Student Information System (SIS)

## Associate Degrees and Certificates Awarded - Age

2004-20053 to 2010-2011



		2004-05		2005-06		2006-07		2007-08		2008-09		2009-10		2010-11	
19 and	AA	11	2%	8	2%	7	1%	13	2%	10	1%	15	2%	9	1%
	Certificate	1	0%			2	0%					4	1%	6	1%
	Skill Certificate	2	0%	6	1%	1	0%	1	0%	1	0%	4	1%		
	<i>Subtotal</i>	<i>14</i>	<i>2%</i>	<i>14</i>	<i>3%</i>	<i>10</i>	<i>2%</i>	<i>14</i>	<i>2%</i>	<i>11</i>	<i>1%</i>	<i>23</i>	<i>3%</i>	<i>15</i>	<i>2%</i>
20 - 24	AA	85	15%	86	16%	109	20%	84	14%	131	17%	103	16%	103	15%
	Certificate	42	7%	24	5%	27	5%	32	5%	27	4%	22	3%	29	4%
	Skill Certificate	9	2%	19	4%	14	3%	29	5%	33	4%	30	5%	17	3%
	<i>Subtotal</i>	<i>136</i>	<i>23%</i>	<i>129</i>	<i>25%</i>	<i>150</i>	<i>28%</i>	<i>145</i>	<i>24%</i>	<i>191</i>	<i>25%</i>	<i>155</i>	<i>24%</i>	<i>149</i>	<i>22%</i>
25 - 34	AA	139	24%	105	20%	102	19%	120	20%	136	18%	106	16%	118	18%
	Certificate	39	7%	21	4%	42	8%	37	6%	41	5%	45	7%	61	9%
	Skill Certificate	51	9%	34	7%	30	6%	33	6%	68	9%	63	10%	48	7%
	<i>Subtotal</i>	<i>229</i>	<i>39%</i>	<i>160</i>	<i>31%</i>	<i>174</i>	<i>32%</i>	<i>190</i>	<i>32%</i>	<i>245</i>	<i>32%</i>	<i>214</i>	<i>33%</i>	<i>227</i>	<i>34%</i>
35 - 54	AA	110	19%	105	20%	99	18%	110	18%	105	14%	109	17%	81	12%
	Certificate	27	5%	34	7%	45	8%	42	7%	49	6%	45	7%	73	11%
	Skill Certificate	47	8%	55	11%	31	6%	55	9%	100	13%	74	11%	65	10%
	<i>Subtotal</i>	<i>184</i>	<i>32%</i>	<i>194</i>	<i>37%</i>	<i>175</i>	<i>32%</i>	<i>207</i>	<i>35%</i>	<i>254</i>	<i>34%</i>	<i>228</i>	<i>35%</i>	<i>219</i>	<i>33%</i>
55 and Over	AA	4	1%	9	2%	8	1%	14	2%	14	2%	8	1%	16	2%
	Certificate	4	1%	5	1%	7	1%	7	1%	11	1%	15	2%	22	3%
	Skill Certificate	11	2%	11	2%	15	3%	21	4%	31	4%	15	2%	19	3%
	<i>Subtotal</i>	<i>19</i>	<i>3%</i>	<i>25</i>	<i>5%</i>	<i>30</i>	<i>6%</i>	<i>42</i>	<i>7%</i>	<i>56</i>	<i>7%</i>	<i>38</i>	<i>6%</i>	<i>57</i>	<i>9%</i>
Total	AA	349	1%	313	1%	325	1%	341	1%	396	1%	341	1%	327	1%
	Certificate	113	1%	84	1%	123	1%	118	1%	128	1%	131	1%	191	1%
	Skill Certificate	120		125		91		139	0%	233	0%	186	0%	149	0%
	<i>Subtotal</i>	<i>582</i>	<i>1%</i>	<i>522</i>	<i>2%</i>	<i>539</i>	<i>2%</i>	<i>598</i>	<i>2%</i>	<i>757</i>	<i>2%</i>	<i>658</i>	<i>2%</i>	<i>667</i>	<i>2%</i>

## Associate Degrees and Certificates Awarded - Age 2010-2011

