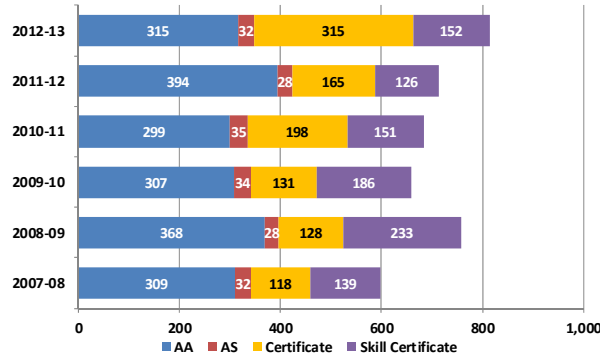
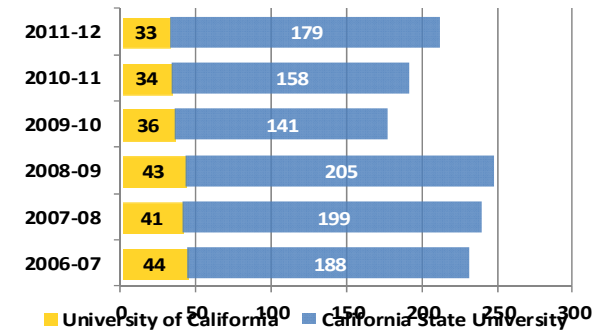


Student Achievement Outcomes

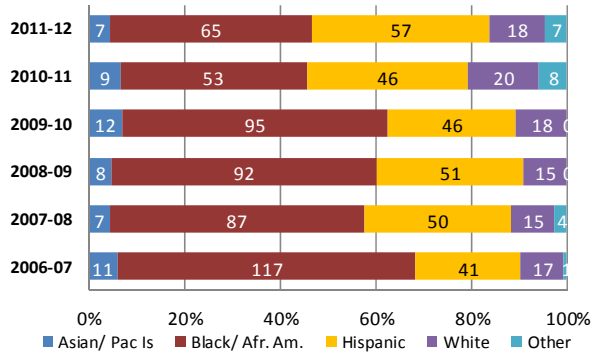
Degrees and Certificates Awarded by Academic Year



Full Year Transfers to UC and CSU



CSU Transfer by Ethnicity



Los Angeles Community College District

BOARD OF TRUSTEES

Miguel Santiago, *President*
 Scott J. Svonkin, *Vice President*
 Mike Eng
 Mona Field
 Ernest H. Moreno
 Nancy Pearlman
 Steve Veres
 Michael J. Griggs, *Student Trustee*

District Administration

Dr. Adriana D. Barrera, *Interim Chancellor*
 Deputy Chancellor (Vacant)
 Maury Y. Pearl, *Acting Vice Chancellor for Educational Programs and Institutional Effectiveness*
 Dr. Felicitio Cajayon, *Vice Chancellor of Economic & Workforce Development*
 Jeanette Gordon, *Chief Financial Officer/Treasurer*
 Camille A. Goulet, *General Counsel*
 James D. O'Reilly, *Executive Director, Facilities Planning and Development*

West Los Angeles College Administration

Nabil Abu-Ghazaleh, *President*
 Kenneth B. Takeda, *Vice President of Administrative Services*
 Phyllis Braxton, *Vice President of Student Services (Interim)*
 Robert Sprague, *Vice President of Academic Affairs*
 Aracely Aguiar, *Dean of Academic Affairs*
 Celena Alcalá, *Dean of Academic Affairs (Interim)*
 Mary-Jo Apigo, *Dean of Teaching and Learning*
 Shalomon Duke, *Dean of Student Support Services*
 John M. Goltermann, *Dean of Student Services*
 Eric Ichon, *Dean of Academic Affairs/Distance Learning*
 Mark Pracher, *Dean of Academic Affairs/Development*
 Rebecca Tillberg, *Dean of Research & Planning*
 Kathy Walton, *Dean of Curriculum, Retention & Educational Services (Vacant), Associate Dean of Student Activities*
 Barry Sloan, *Associate Dean of Academic Affairs/Contract Education*

Published by WLAC Office of Research and Planning

Rebecca Tillberg, Dean | (310)287-4361 | tillberw@wlaac.edu
 Ageyman Boateng, Research Analyst | (310)287-7225 | boatenas@wlaac.edu

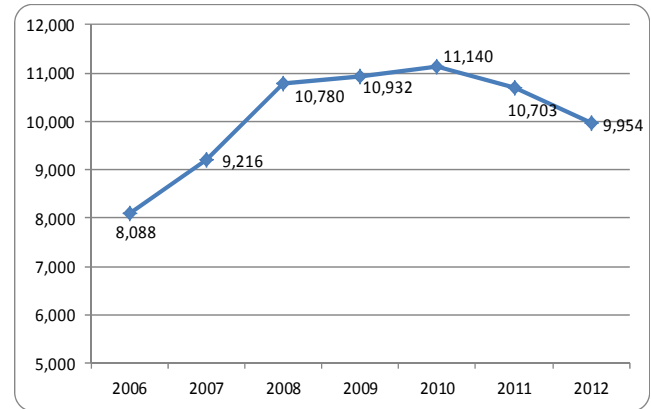
9000 Overland Avenue | Culver City, CA 90230-3519 | (310)287-4200



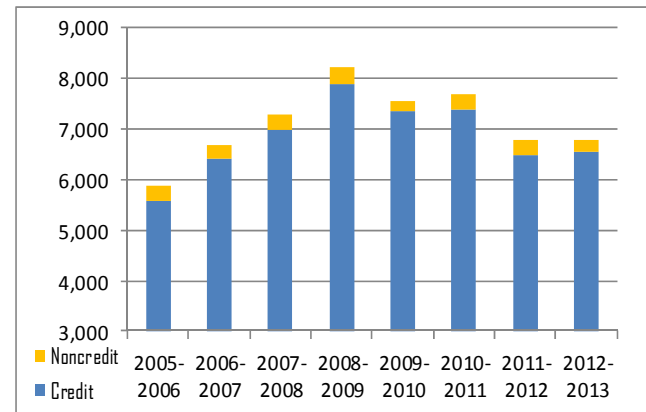
West Los Angeles College

Fall 2012 Student Profile

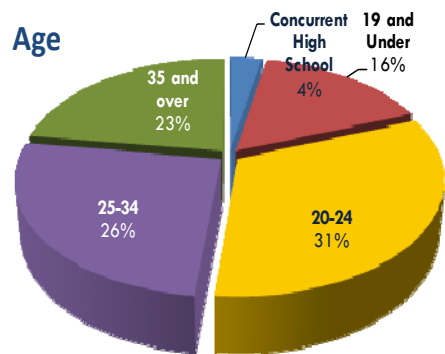
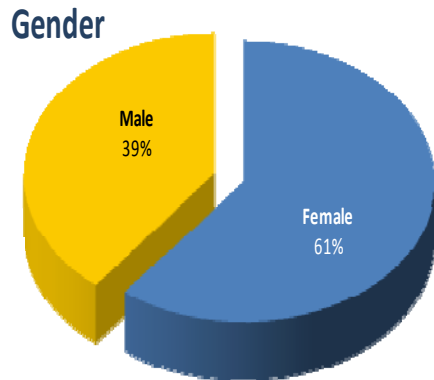
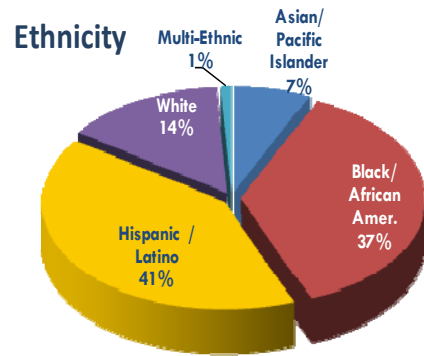
Credit Student Count Fall 2006–Fall 2012



Full Time Equivalent Students (FTES)

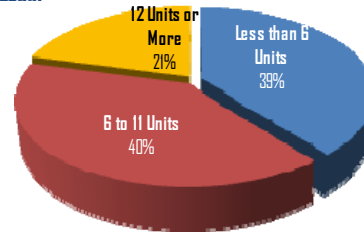


Student Demographics

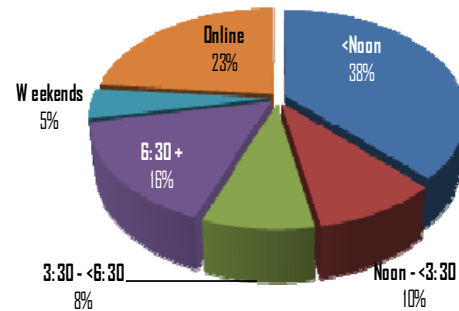


Enrollment Patterns

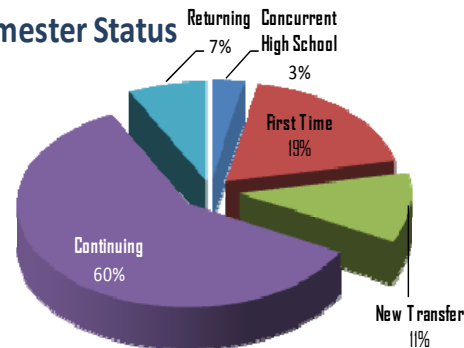
Full Time-Part Time Student Enrollment (Unit Load)



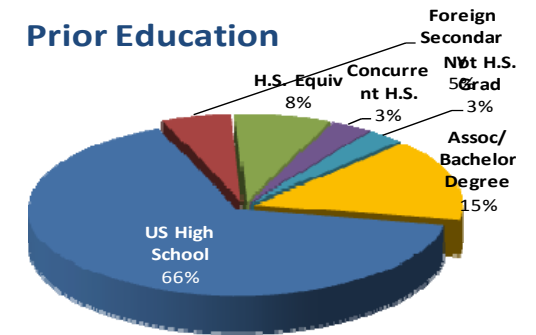
Enrollment by Time of Day



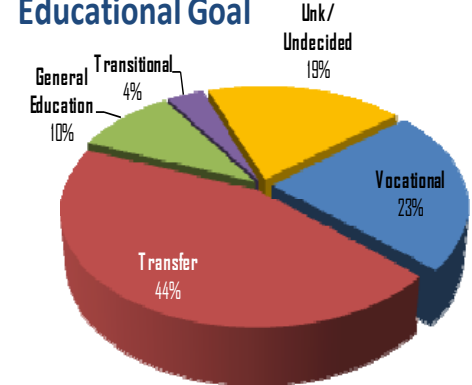
Semester Status



Prior Education



Educational Goal



Primary Language

