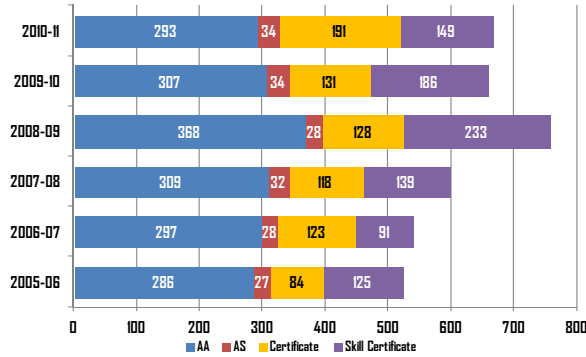
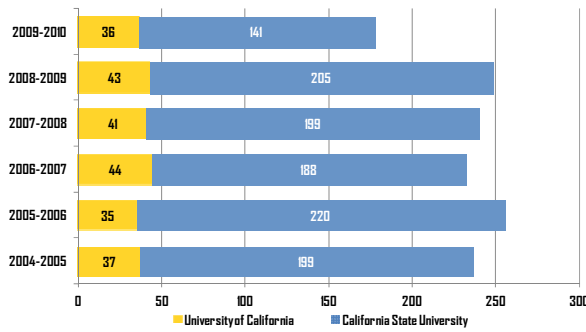


# Student Achievement Outcomes

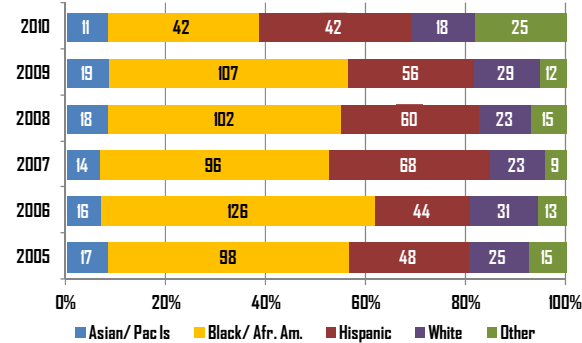
## Degrees and Certificates Awarded by Academic Year



## Full Year Transfers to UC and CSU



## UC/CSU Transfer by Ethnicity



### Board of Trustees

Miguel Santiago, *President*  
 Tina Park, *First Vice President*  
 Nancy Pearlman, *Second Vice President*  
 Kelly Candaele  
 Mona Field  
 Scott J. Svonkin  
 Steve Veres  
 Amber I. Barrera, *Student Trustee*

### District Administration

Dr. Daniel J. LaVista, *Chancellor*  
 Dr. Adriana D. Barrera, *Deputy Chancellor*  
 Dr. Yasmin Delahoussaye, *Vice Chancellor for Educational Programs and Institutional Effectiveness*  
 Felicito Cajayon, *Vice Chancellor for Economic and Workforce Development*  
 Thomas Hall, *Interim Executive Director, Facilities Planning and Development*  
 Camille A. Goulet, *General Counsel*  
 Jeanette Gordon, *Chief Financial Officer/Treasurer*

### West Los Angeles College Administration

Nabil Abu-Ghazaleh, *President*  
 John R. Oester, *Vice President of Administrative Services*  
 Betsy A. Regalado, *Vice President of Student Services*  
 Robert Sprague, *Vice President of Academic Affairs*  
 Aracely Aguiar, *Dean of Academic Affairs*  
 Shalomon Duke, Ed.D., *Dean of Student Services*  
 Judith-Ann Friedman, Ed.D., *Dean of Academic Affairs*  
 John M. Goltermann, *Dean of Student Services*  
 Eric Ichon, *Dean of Academic Affairs/Distance Learning*  
 Mark Pracher, *Dean of Academic Affairs/Development*  
 Rebecca Tillberg, *Dean of Research and Planning*  
 Kathy Walton, *Dean of Academic Affairs*  
 Celena Alcalá, *Assoc. Dean of Student Services*  
 Barry Sloan, *Assoc. Dean of Academic Affairs/Contract Education*

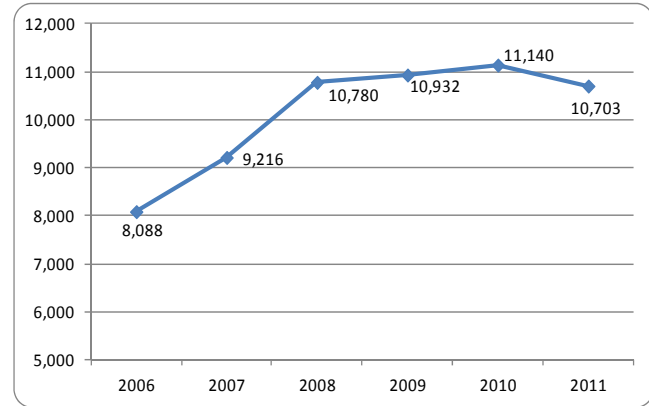
### Published by WLAC Office of Research and Planning

Rebecca Tillberg, Dean | (310)287-4361 | Email: [tillberw@wlaac.edu](mailto:tillberw@wlaac.edu)

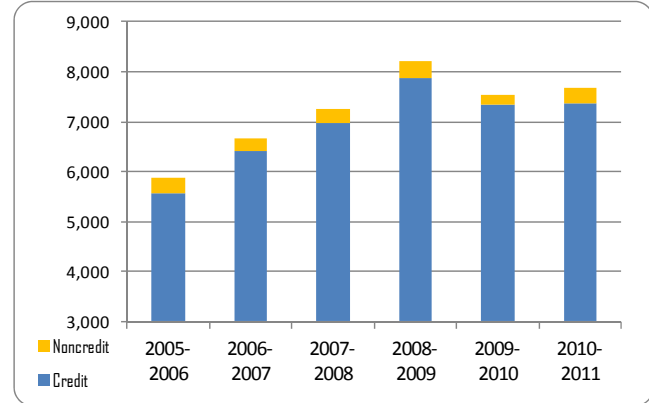
9000 Overland Avenue | Culver City, CA 90230-3519 | (310)287-4200

# Fall 2011 Student Profile

## Credit Student Count Fall 2006–Fall 2011

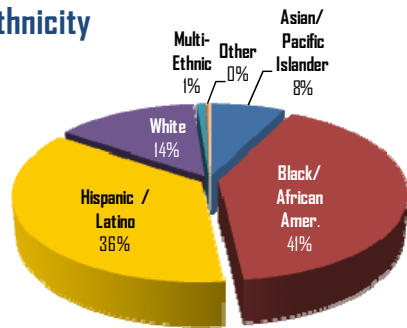


## Full Time Equivalent Students (FTES)

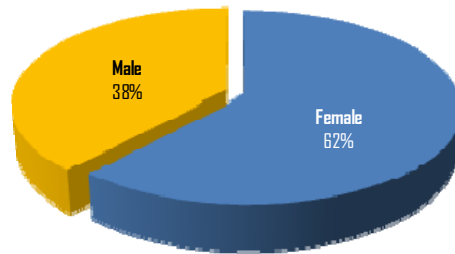


## Student Demographics

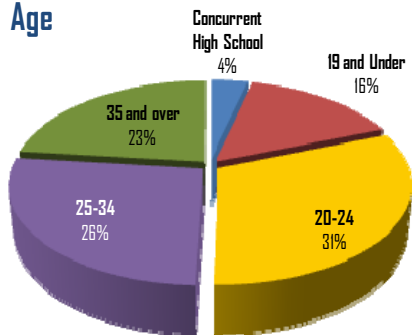
### Ethnicity



### Gender

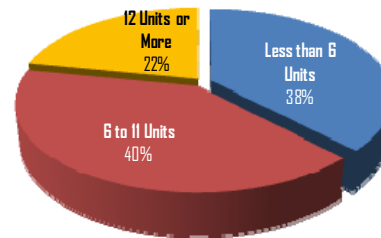


### Age

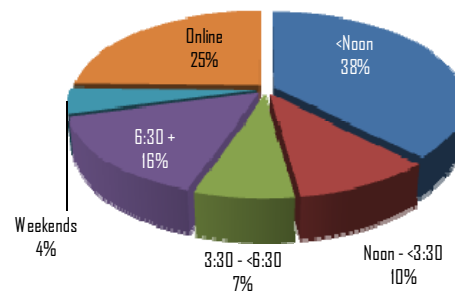


## Enrollment Patterns

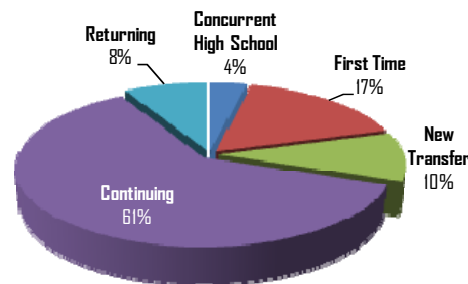
### Full Time-Part Time Student Enrollment (Unit Load)



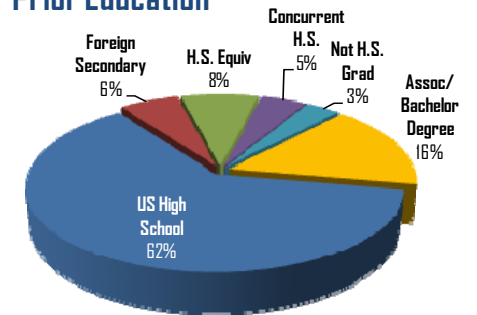
### Enrollment by Time of Day



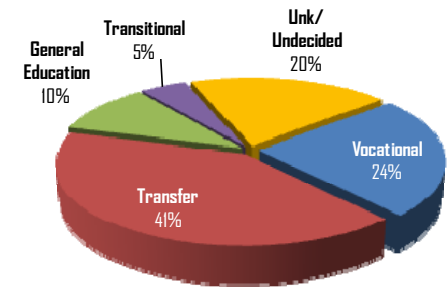
### Semester Status



### Prior Education



### Educational Goal



### Primary Language

