



Foundation for the Los Angeles Community Colleges

Student Application Steps for Grants, Scholarships and Laptops

1) Go to mycollege.laccd.edu



Upgraded MyCollege.laccd.edu is here!
The LACCD has released a new upgraded MyCollege.laccd.edu portal accessible from computers, smart phones, tablets and other mobile devices. Prior to signing on to the system, please clear your browser cache and watch the informational videos on how to use the new student, faculty or employee homepage.
[Click here to view videos](#)
[Click here for instructions to clear your cache](#)

Sign in with your organizational account

Sign in

1st time signing in? [Click here.](#)
Forget your password? [Click here.](#)
New Microsoft forget your password? [Click here.](#)

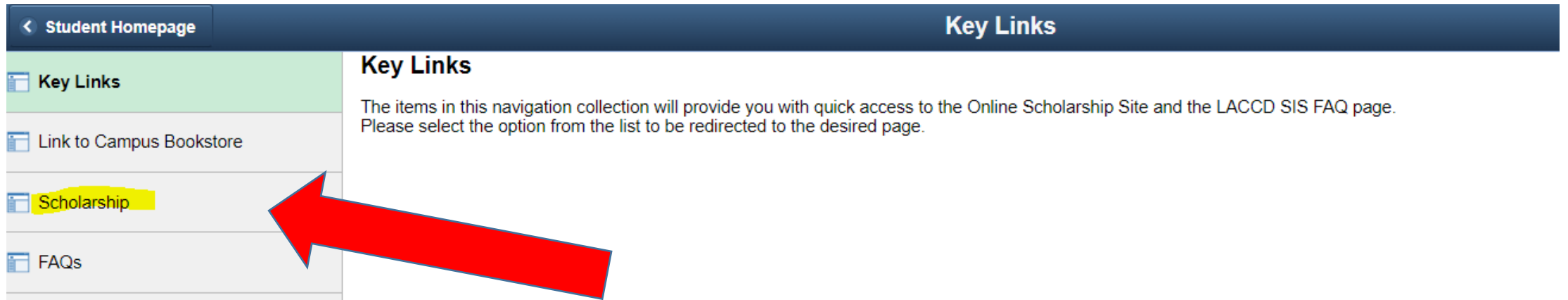
2) Select “Key Links & Help”

The screenshot displays the Student Homepage interface for the Los Angeles Community College District. The page features a grid of tiles for various student services. A large red arrow points to the 'Key Links & Help' tile in the third row, third column.

Los Angeles Community College District Student Homepage

Profile Icon: Person with pencil	Academic Records Icon: LAHC Los Angeles Harbor College logo	Manage Classes Icon: Calendar with graduation cap	Canvas Icon: Clipboard with checkmark
Online Tutoring Icon: Document with pencil	Student Account Icon: Building with money Amount Due █████ USD	To-Do's List & Holds Icon: Warning triangle 5 To Do's	Financial Aid & Scholarships Icon: Graduation cap with money
Student Status Icon: Clipboard with person	Mail Icon: Envelope	Key Links & Help Icon: Document with pie chart	
Academic Advisement Icon: Pie chart The Academic Requirements report is not available.			

3) Click on “Scholarship”




The screenshot shows a navigation bar at the top with a left tab labeled "Student Homepage" and a right section labeled "Key Links". Below the navigation bar is a "Key Links" menu on the left and a "Key Links" content area on the right. The menu items are "Key Links", "Link to Campus Bookstore", "Scholarship", and "FAQs". The "Scholarship" item is highlighted in yellow, and a large red arrow points to it from the right. The content area on the right contains the following text:

Key Links

The items in this navigation collection will provide you with quick access to the Online Scholarship Site and the LACCD SIS FAQ page. Please select the option from the list to be redirected to the desired page.

4) “Student will be redirected to the NextGen scholarship software. They can either click “Search Scholarships” or “Login Here” under Student Login.

 **Foundation for the
Los Angeles Community Colleges**

[Home](#) [Contact Us](#) [Scholarship Search](#)

Welcome to our Online Scholarship Site

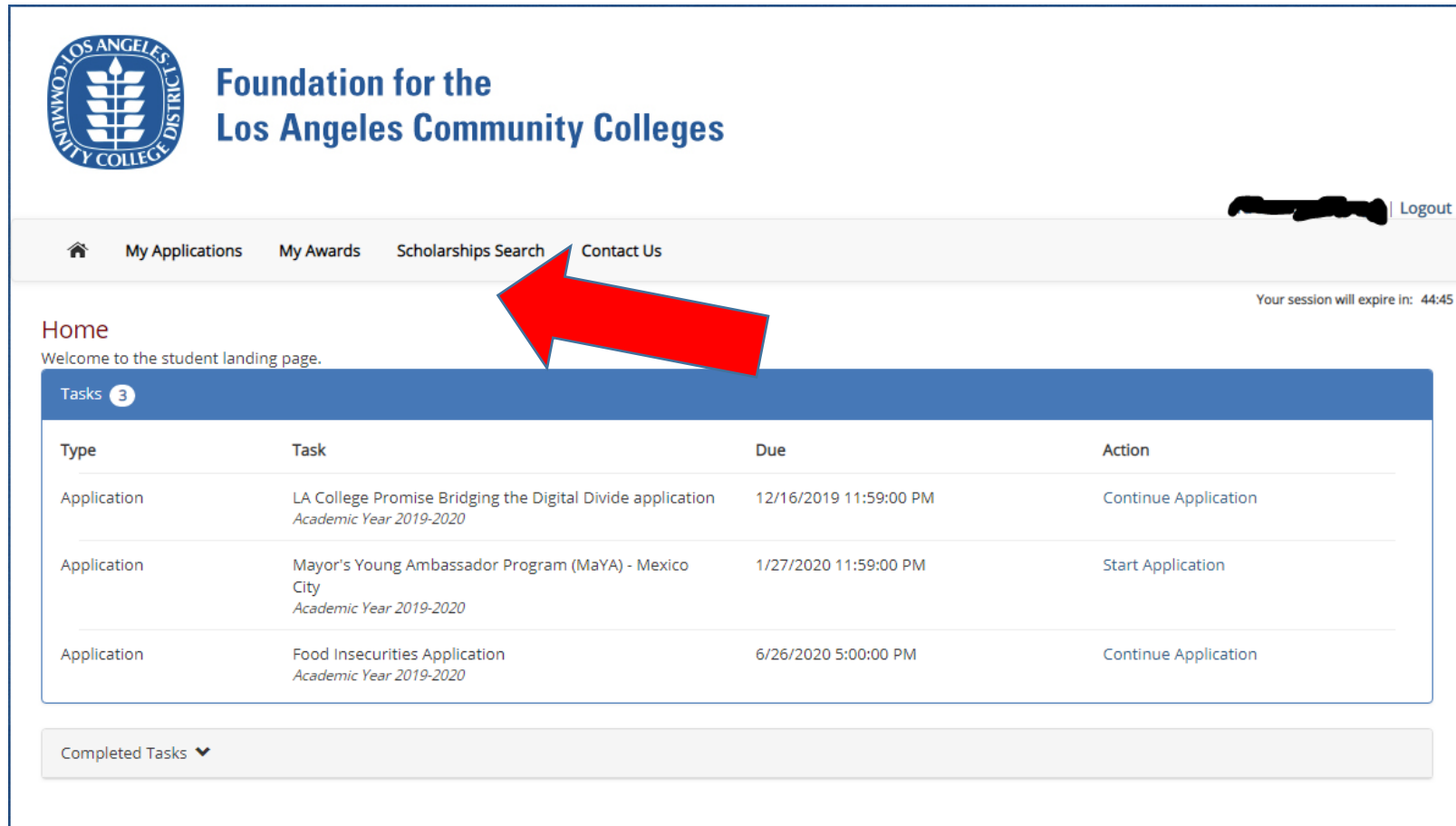
Explore Scholarships:
[Search Scholarships](#)

Students Login:
[Login Here](#)

Scholarship Review Committee Login: [Committee Login](#)

Administrators Login: [Admin Login](#)

5) Search, apply or view any available scholarship.





The screenshot displays the user interface of the Foundation for the Los Angeles Community Colleges. At the top left is the organization's logo, a circular emblem with a stylized plant and the text "LOS ANGELES COMMUNITY COLLEGE DISTRICT". To its right is the text "Foundation for the Los Angeles Community Colleges". In the top right corner, there is a user profile icon and a "Logout" link. Below the header is a navigation bar with a home icon and links for "My Applications", "My Awards", "Scholarships Search", and "Contact Us". A red arrow points to the "Scholarships Search" link. On the right side of the navigation bar, a session timer indicates "Your session will expire in: 44:45". The main content area starts with a "Home" heading and a welcome message: "Welcome to the student landing page." Below this is a "Tasks" section with a blue header and a count of 3 tasks. A table lists the tasks with columns for Type, Task, Due, and Action.

Type	Task	Due	Action
Application	LA College Promise Bridging the Digital Divide application <i>Academic Year 2019-2020</i>	12/16/2019 11:59:00 PM	Continue Application
Application	Mayor's Young Ambassador Program (MaYA) - Mexico City <i>Academic Year 2019-2020</i>	1/27/2020 11:59:00 PM	Start Application
Application	Food Insecurities Application <i>Academic Year 2019-2020</i>	6/26/2020 5:00:00 PM	Continue Application

Completed Tasks ▾

6) Apply and submit application. Many questions will have responses that have been auto populated with information from SIS. Only after an application is submitted, will it appear for a person to review and evaluate.

 **Foundation for the
Los Angeles Community Colleges**

 | Logout

[Home](#) [My Applications](#) [My Awards](#) [Scholarships Search](#) [Contact Us](#)

Your session will expire in: 44:20


Application - "Food Insecurities Application"

Please provide the information below.

Save & jump to page:

1 2 3 [Review Answers](#)

Additional Information

Primary college 

Have you ever experienced food insecurity, that is, not knowing where your next meal is coming from, or involuntarily eating less than you need, on a regular basis?*

Yes No

Please check any of the following services you have previously used:*

- A food bank in your community
- Food assistance from another organization in your community
- National Hunger Hotline
- SNAP or CalFresh
- USDA Fresh Fruit and Vegetable Program
- WIC

Please describe how your experience with food insecurity impacts your education.*

Maximum length: 300 words.

7) If selected, you will be notified by a scholarship administrator. The notifications will request that you accept/decline their award, and complete a thank you letter to the donor.

The screenshot displays a user interface for a scholarship portal. At the top, there is a navigation bar with the text "Academic Year 2019-2020" on the left and a user profile icon with the name "XXXXXXXXXX" and a "Logout" link on the right. Below the navigation bar are links for "My Applications", "My Awards", "Scholarships Search", and "Contact Us". A session expiration notice states "Your session will expire in: 44:31".

A green banner contains the text "Become User". Below it, a white box shows "You have become: XXXXXXXXXXXX" and a "Stop Troubleshooting" button.

The main content area is titled "Award Information" and includes a congratulatory message: "Congratulations! You have won an award! The information is displayed below. Please be sure to take note of additional steps needed to collect your award." Below this is a blue header for "Awards 1".

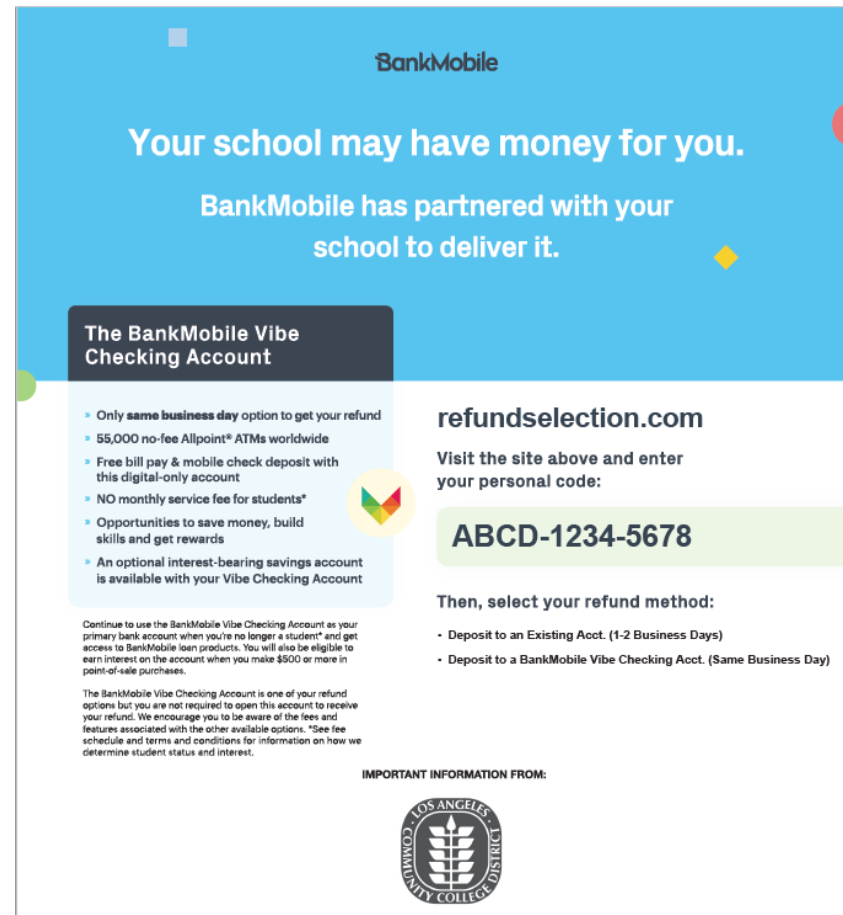
Scholarship Information	Amount	Next Steps
<p>Nursing Persistence Grant - Harbor <small>Academic Year 2018-2019</small></p> <p>This grant application is for LACCD students who have extraordinary circumstances and needs that arise during their pursuit of their nursing degree that compromise their ability to continue their studies or successfully engage in their classes. Nursing Department Chairs and Directors choose the awardees. Funding for this grant is provided by Vicky Chang.</p>	<p>\$1,000.00</p>	<p>IMPORTANT REQUIREMENTS AND DEADLINES FOR SCHOLARSHIP RECIPIENTS:</p> <ul style="list-style-type: none">Accept this scholarship.Submit your Thank You Letter by clicking on the "Complete Thank You Letter" section below. <p>IF YOU DO NOT COMPLETE ANY OF THE ABOVE REQUESTS, YOUR SCHOLARSHIP AWARD WILL BE CANCELLED AND AWARDED TO ANOTHER STUDENT.</p> <p>> Accept / Decline Award</p> <p><input checked="" type="checkbox"/> Award Accepted</p> <p>> Complete Thank You Letter</p> <p><input checked="" type="checkbox"/> Complete</p> <p>View Thank You Letter</p>

8) Notification of awards will be sent from the Foundation for the Los Angeles Community Colleges Administrator.

There are different types of awards.

- Laptops require physical distribution or pick up at a campus.
 - In some case the Foundation will make arrangements for direct delivery by US postal service or other source.
- \$50 Ralph's/Food4Less Grocery Gift cards – may be distributed at the college campus, mailed or other arrangements made for pick up.
- Direct monetary support be loaded on BankMobile debit cards.

8) If the award is monetary you will receive an email from BankMobile notifying them of steps needed to access their award. Monetary awards are sent via direct deposit through BankMobile.



BankMobile

Your school may have money for you.

BankMobile has partnered with your school to deliver it.

The BankMobile Vibe Checking Account

- Only **same business day** option to get your refund
- \$5,000 no-fee Allpoint® ATMs worldwide
- Free bill pay & mobile check deposit with this digital-only account
- NO monthly service fee for students*
- Opportunities to save money, build skills and get rewards
- An optional interest-bearing savings account is available with your Vibe Checking Account

refundselection.com

Visit the site above and enter your personal code:

ABCD-1234-5678

Then, select your refund method:

- Deposit to an Existing Acct. (1-2 Business Days)
- Deposit to a BankMobile Vibe Checking Acct. (Same Business Day)

Continue to use the BankMobile Vibe Checking Account as your primary bank account when you're no longer a student* and get access to BankMobile loan products. You will also be eligible to earn interest on the account when you make \$500 or more in point-of-sale purchases.

The BankMobile Vibe Checking Account is one of your refund options but you are not required to open this account to receive your refund. We encourage you to be aware of the fees and features associated with the other available options. *See fee schedule and terms and conditions for information on how we determine student status and interest.

IMPORTANT INFORMATION FROM:

